

UPLIFT DESK®



PRICE BOOK + SPECIFICATION GUIDE

Fall 2021

A Healthier, Happier Work Environment Starts Here

At UPLIFT Desk, we understand that your office needs are as individual as each user. Let us create an ergonomic solution for your team. From private offices to open floor plans, we'll be with you every step of the process. As your partner, we offer free delivery, design planning services, a 30-day trial, and a 15 year warranty on standing desks, as well as financing options. For a full breakdown of warranties for all the products featured in this guide, visit the warranty page on our website.

The process begins with a phone call or email to our team, and it's followed by an in-person visit. Our team will work with you to craft a plan that solves the pain points you're experiencing with your current office. If an in-person meeting isn't possible, we'll request a CAD file to get a better understanding of your space.

Once a design has been agreed upon, we'll begin with pricing and financing options, then set an installation date. We can turn around projects from conception to installation in as little as 14 days. After your new office is complete, we'll follow up to ensure everything is perfect.

Give us a call; we're looking forward to working with you.



Save Money and Time

We cut out the middleman and pass the savings on to you. All orders ship free.



Empower Your Workforce

Improve employee retention with a happier, healthier, and more productive workplace.



Plan for Growth

Flexible, scalable solutions designed to evolve with the ever-changing needs of your business.



A LETTER FROM THE CEO

Dear Friend,

Welcome to UPLIFT Desk, a global leader in standing desks and ergonomics. Our mission at UPLIFT Desk is simple; we're here to provide the best selection of beautiful, functional, sustainable, and affordable standing desks and ergonomic furniture to enable you to work better and live healthier.

The adverse health effects from a sedentary lifestyle are well documented. Our bodies were built to move, and standing intermittently throughout your workday at a properly height-adjusted desk can lead to better overall health and increased productivity. We're thrilled that UPLIFT desks are helping hundreds of thousands of people worldwide improve their lives. Our desks have assisted Google, Boeing, Apple, JP Morgan Chase, AT&T, and Microsoft (to name a few) in vvv a healthier work environment for their employees.

At UPLIFT Desk, we have a tireless commitment to handling manufacturing, retail, and fulfillment directly. This allows us to cut out the middleman and offer lower prices than our competitors. We also offer free shipping on every order, a 30-day trial, and a 15-year warranty on standing desks, in addition to bulk discounts and free desk accessories.

Additionally, we are a U.S. General Services Administration (GSA) contract holder and are proud to provide industry-leading ergonomic furniture and accessories to federal, state, and local government agencies and organizations in the United States. We have ergonomic solutions for any office, including those with ANSI/BIFMA standard requirements. You can refer to our products on [GSAAdvantage.gov](https://www.GSAAdvantage.gov).

We hope you consider UPLIFT Desk for your office furniture needs in the future. If you're ever in Austin, Texas, be sure to stop by and say, Howdy.

Sincerely,

Jon , President

CEO

TABLE OF CONTENTS

Standing Desks	05
Fixed Height Tables	08
Desktop + Desk Frames	09
Desktops.....	10
Standing Desk Frames.....	30
Standing Desk Components.....	37
Fixed Height Table Frames.....	54
Standing Desk Converters	60
Accessories	68
Monitor Arms.....	69
Keyboard Trays.....	82
CPU Holders.....	89
Mats + Boards + Footrests.....	91
Desk Organization.....	107
Lighting.....	115
Power + Data.....	119
Wire Management.....	126
Mice.....	130
Seating	135
Office Chairs.....	136
Stools.....	142
Storage	149
File Cabinets.....	150
Desk Drawers + Cubbies.....	155
Space Division	165
UPLIFT Power and Data Rail.....	166
Power and Data Rail Components.....	167
Acoustics	170
Desk Acoustics.....	171
Wall Acoustics.....	173
Ceiling Acoustics.....	182
Office Acoustics.....	186

**prices and products are subject to change*



STANDING DESKS

Standing Desks

Standing Desk Comparison Chart



UPLIFT Standing Desk

Narrow UPLIFT Standing Desk

L-Shaped UPLIFT Standing Desk

Curved Corner UPLIFT Standing Desk

4-Leg UPLIFT Standing Desk

120 Degree UPLIFT Standing Desk

\$599

\$599

\$1299

\$1299

\$1169

\$999

UPL960

UPL926

UPL934

UPL933

UPL941

UPL120

15 year warranty

15 year warranty

15 year warranty

15 year warranty

15 year warranty

15 year warranty

2-Leg Desk

2-Leg Desk

3-Leg Desk

3-Leg Desk

4-Leg Desk

2-Leg Desk

Desk Frame type:
V2 or V2-Commercial

Desk Frame type:
V2 or V2-Commercial

Desk Frame type:
V2 or V2-Commercial

Desk Frame type:
V2 or V2-Commercial

Desk Frame type:
V2 or V2-Commercial

Desk Frame type:
V2 only

Rated #1 Best Standing Desk by Wirecutter for three years in a row (2019, 2020, 2021)

Minimizes desk depth by six inches to maximize your floorplan or small office space

The perfect corner desk for those that need more desk space.

A corner desk for those with limited space.

More legs for greater stability and more power.

Concave arc desktop that curves around you. Great for grouping three desks

Desktop style choices: 19 in-stock, 10 custom solid wood, 100+ custom laminate desktops

Desktop style choices: 4 in-stock, 10 custom solid wood, 100+ custom laminate desktops

Desktop style choices: 5 in-stock, 10 custom solid wood, 100+ custom laminate desktops

Desktop style choices: 4 in-stock desktops

Desktop style choices: 19 in-stock, 10 custom solid wood, 100+ custom laminate desktops

Desktop style choices: 3 in-stock desktops

Desktop widths: 42" to 80"

Desktop widths: 42" to 72"

Desktop widths: 60" to 80"

Desktop widths: 72"

Desktop widths: 42" to 80"

Desktop widths: 41.3"

Desktop depth: 30"

Desktop depth: 24"

Desktop depth: Main: 30"
Return: 27.5"

Desktop depth: 28"

Desktop depth: 30"

Desktop depth: 23"

Frame SKUs: FRMA-2-SRD FRMA-2-COM

Frame SKUs: FRMA-2-SRD FRMA-2-COM

Frame SKUs: FRMA-3-SRD FRMA-3-COM

Frame SKUs: FRMA-3-SRD FRMA-3-COM

Frame SKUs: FRMA-4-SRD FRMA-4-COM

Frame SKUs: FRMA-2-SRD FRMA-2-COM



Continued on next page

Standing Desks

Standing Desk Comparison Chart



Height range:

V2 Frame: 25.3" to 50.9"
V2-Commercial Frame: 22.6" to 48.7"

Height range:

V2 Frame: 25.3" to 50.9"
V2-Commercial Frame: 22.6" to 48.7"

Height range:

V2 Frame: 25.3" to 50.9"
V2-Commercial Frame: 22.6" to 48.7"

Height range:

V2 Frame: 25.3" to 50.9"
V2-Commercial Frame: 22.6" to 48.7"

Height range:

V2 Frame: 25.3" to 50.9"
V2-Commercial Frame: 22.6" to 48.7"

Height range:
25.3" to 50.9"

UPLIFT Standing Desk

Narrow UPLIFT Standing Desk

L-Shaped UPLIFT Standing Desk

Curved Corner UPLIFT Standing Desk

4-Leg UPLIFT Standing Desk

120 Degree UPLIFT Standing Desk

UPL960

UPL926

UPL934

UPL933

UPL941

UPL120

Width range:
41.3" to 72.2"

Width range:
41.3" to 72.2"

Width range:
Main side: 51.5" to 83"
Return side: 43" to 74"

72" fixed width

Width range:
41.3" to 72.2"

Width range:
41.3" to 72.2"

Lifting capacity:
355 lb

Lifting capacity:
355 lb

Lifting capacity:
535 lb

Lifting capacity:
535 lb

Lifting capacity:
535 lb

Lifting capacity:
355 lb

V2 Frame:
Stability corner brace

V2 Frame:
Stability corner brace

V2 Frame:
Stability corner brace

V2 Frame:
Stability corner brace

V2 Frame:
Stability corner brace

V2 Frame: Stability corner brace

V2-Commercial Frame:
Stability crossbar

V2-Commercial Frame:
Stability crossbar

V2-Commercial Frame:
Stability crossbar

V2-Commercial Frame:
Stability crossbar

V2-Commercial Frame:
Stability crossbar

V2 Frame: 3-stage legs

V2 Frame: 3-stage legs

V2 Frame: 3-stage legs

V2 Frame: 3-stage legs

V2 Frame: 3-stage legs

V2 Frame: 3-stage legs

V2-Commercial Frame:
Inverted 3-stage legs

V2-Commercial Frame:
Inverted 3-stage legs

V2-Commercial Frame:
Inverted 3-stage legs

V2-Commercial Frame:
Inverted 3-stage legs

V2-Commercial Frame:
Inverted 3-stage legs

√ 3-stage legs

√ 3-stage legs

√ 3-stage legs

√ 3-stage legs

√ 3-stage legs

√ 3-stage legs

2 whisper quiet motors

2 whisper quiet motors

2 whisper quiet motors

2 whisper quiet motors

2 whisper quiet motors

2 whisper quiet motors

48 accessory mounting points on frame

48 accessory mounting points on frame

88 accessory mounting points on frame

48 accessory mounting points on frame

No accessory mounting points on frame

48 accessory mounting points on frame

√ Anti-collision sensor

√ Anti-collision sensor

√ Anti-collision sensor

√ Anti-collision sensor

√ Anti-collision sensor

√ Anti-collision sensor

√ V2 and V2-Commercial Frame meet ANSI/BIFMA X5.5-2014 durability standards

√ V2 and V2-Commercial Frame meet ANSI/BIFMA X5.5-2014 durability standards

√ V2 and V2-Commercial Frame meet ANSI/BIFMA X5.5-2014 durability standards

√ V2 and V2-Commercial Frame meet ANSI/BIFMA X5.5-2014 durability standards

√ V2 and V2-Commercial Frame meet ANSI/BIFMA X5.5-2014 durability standards

√ V2 frame meets ANSI/BIFMA X5.5-2014 durability standards

Fixed Height Tables

Fixed Height Table Comparison Chart



4-Leg Standing Fixed Height Table



4-Leg Seated Fixed Height Table



2-Leg Seated Fixed Height Table



O-Leg Seated Fixed Height Table

UPL504	UPL503	UPL502	UPL979
15 year warranty	15 year warranty	15 year warranty	15 year warranty
100+ tabletop choices	100+ tabletop choices	100+ tabletop choices	100+ tabletop choices
4 frame colors	4 frame colors	4 frame colors	4 frame colors
42" H with 1" thick desktop	29" H with 1" thick desktop	29" H with 1" thick desktop	29" H with 1" thick desktop
24" or 30" tabletop depth	24" or 30" tabletop depth	24" or 30" tabletop depth	24" or 30" tabletop depth
48" to 80" tabletop width	48" to 80" tabletop width	48" to 80" tabletop width	48" to 80" tabletop width
Weight capacity: 330 lb	Weight capacity: 330 lb	Weight capacity: 335 lb	Weight capacity: 335 lb
Frame SKU: FRM403	Frame SKU: FRM401	Frame SKU: FRM220	Frame SKU: FRM405
X Not height adjustable	X Not height adjustable	X Not height adjustable	X Not height adjustable
23.4" frame depth	23.4" frame depth	23.4" frame depth	29.6" frame depth
44" to 72" frame width	44" to 72" frame width	44" to 72" frame width	42" to 80" frame width
Steel frame with powder coat finish	Steel frame with powder coat finish	Steel frame with powder coat finish	Steel frame with powder coat finish
X No mounting points	X No mounting points	√ 48 mounting points	√ 48 mounting points



DESKTOP + DESK FRAMES





Rectangular Desktop - 30" Deep




A GUIDE TO THE 30" Deep Rectangular Desktop SKU

Style SKU Size Grommets
TOP408-60x30-G

This example is for a 60x30" Black Laminate Desktop with grommets.










































































Laminate - GREENGUARD Gold Certified	Width	Depth	Thickness	Weight	SKU	Standalone price	Bundle price
	42"	30"	1"	29 lb	TOPXXX-42x30-G	\$599	\$0
	48"	30"	1"	33 lb	TOPXXX-48x30-G	\$679	\$80
	60"	30"	1"	41 lb	TOPXXX-60x30-G	\$769	\$170
	72"	30"	1"	50 lb	TOPXXX-72x30-G	\$849	\$250
	80"	30"	1"	55 lb	TOPXXX-80x30-G	\$899	\$300

		
Ash Gray TOP300	Maple TOP403	Cherry TOP401

*TOPXXX represents all GREENGUARD Gold Laminate Desktops, which are all the same weight and price.

Custom Order Laminate - GREENGUARD Gold Certified

				42"	30"	1"	35 lb	TOP912-42x30-XXX	\$899	\$0
				44"	30"	1"	37 lb	TOP912-44x30-XXX	\$934	\$35
				46"	30"	1"	38 lb	TOP912-46x30-XXX	\$949	\$50
				48"	30"	1"	40 lb	TOP912-48x30-XXX	\$964	\$65
				50"	30"	1"	42 lb	TOP912-50x30-XXX	\$979	\$80
				52"	30"	1"	43 lb	TOP912-52x30-XXX	\$994	\$95
				54"	30"	1"	45 lb	TOP912-54x30-XXX	\$1009	\$110
				56"	30"	1"	47 lb	TOP912-56x30-XXX	\$1024	\$125
				58"	30"	1"	48 lb	TOP912-58x30-XXX	\$1039	\$140
				60"	30"	1"	50 lb	TOP912-60x30-XXX	\$1054	\$155
				62"	30"	1"	52 lb	TOP912-62x30-XXX	\$1069	\$170
				64"	30"	1"	53 lb	TOP912-64x30-XXX	\$1084	\$185
				66"	30"	1"	55 lb	TOP912-66x30-XXX	\$1099	\$200
				68"	30"	1"	57 lb	TOP912-68x30-XXX	\$1114	\$215
				70"	30"	1"	58 lb	TOP912-70x30-XXX	\$1129	\$230
				72"	30"	1"	60 lb	TOP912-72x30-XXX	\$1144	\$245
				74"	30"	1"	61 lb	TOP912-74x30-XXX	\$1159	\$260
				76"	30"	1"	63 lb	TOP912-76x30-XXX	\$1174	\$275
				78"	30"	1"	65 lb	TOP912-78x30-XXX	\$1189	\$290
				80"	30"	1"	66 lb	TOP912-80x30-XXX	\$1204	\$305

*TOP912-XXX represents all Custom Order GREENGUARD Gold Laminate Desktops, which are all the same weight and price.















Rectangular Desktop - 30" Deep

A GUIDE TO THE 30" Deep Rectangular Desktop SKU



Style SKU Size Color
TOP912-60x30-UWA

This example is for a 60x30" Uptown Walnut Desktop with grommets.

Custom Order Laminate - GREENGUARD Gold Certified				Width	Depth	Thickness	Weight	SKU	Standalone price	Bundle price
				42"	30"	1"	35 lb	TOP912-42x30-XXX	\$959	\$60
Uptown Walnut TOP912-UWA	Colombian Walnut TOP912-CWA	Walnut Heights TOP912-WAH	Fusion Maple TOP912-FMP	44"	30"	1"	37 lb	TOP912-44x30-XXX	\$994	\$95
				46"	30"	1"	38 lb	TOP912-46x30-XXX	\$1009	\$110
				48"	30"	1"	40 lb	TOP912-48x30-XXX	\$1024	\$125
				50"	30"	1"	42 lb	TOP912-50x30-XXX	\$1039	\$140
				52"	30"	1"	43 lb	TOP912-52x30-XXX	\$1054	\$155
				54"	30"	1"	45 lb	TOP912-54x30-XXX	\$1069	\$170
				56"	30"	1"	47 lb	TOP912-56x30-XXX	\$1084	\$185
Fawn Cypress TOP912-FCY	Verdana Teak TOP912-VTK	Phantom Charcoal TOP912-PCH	Asian Night TOP912-ASN	58"	30"	1"	48 lb	TOP912-58x30-XXX	\$1099	\$200
				60"	30"	1"	50 lb	TOP912-60x30-XXX	\$1114	\$215
				62"	30"	1"	52 lb	TOP912-62x30-XXX	\$1129	\$230
				64"	30"	1"	53 lb	TOP912-64x30-XXX	\$1144	\$245
				66"	30"	1"	55 lb	TOP912-66x30-XXX	\$1159	\$260
				68"	30"	1"	57 lb	TOP912-68x30-XXX	\$1174	\$270
Madagascar TOP912-MDG				70"	30"	1"	58 lb	TOP912-70x30-XXX	\$1189	\$290
				72"	30"	1"	60 lb	TOP912-72x30-XXX	\$1204	\$305
				74"	30"	1"	61 lb	TOP912-74x30-XXX	\$1219	\$320
				76"	30"	1"	63 lb	TOP912-76x30-XXX	\$1234	\$335
				78"	30"	1"	65 lb	TOP912-78x30-XXX	\$1249	\$350
				80"	30"	1"	66 lb	TOP912-80x30-XXX	\$1264	\$365
				42"	30"	1"	35 lb	TOP912-42x30-XXX	\$979	\$80
Frosty White Markerboard TOP912-FWH	Shadow Ash TOP912-SHA	Timeworm Copper TOP912-TCO	Milwaukee Rust TOP912-MJR	44"	30"	1"	37 lb	TOP912-44x30-XXX	\$1014	\$115
				46"	30"	1"	38 lb	TOP912-46x30-XXX	\$1029	\$130
				48"	30"	1"	40 lb	TOP912-48x30-XXX	\$1044	\$145
				50"	30"	1"	42 lb	TOP912-50x30-XXX	\$1059	\$160
				52"	30"	1"	43 lb	TOP912-52x30-XXX	\$1074	\$175
				54"	30"	1"	45 lb	TOP912-54x30-XXX	\$1089	\$190
				56"	30"	1"	47 lb	TOP912-56x30-XXX	\$1104	\$205
				58"	30"	1"	48 lb	TOP912-58x30-XXX	\$1119	\$220
				60"	30"	1"	50 lb	TOP912-60x30-XXX	\$1134	\$235
				62"	30"	1"	52 lb	TOP912-62x30-XXX	\$1149	\$250
				64"	30"	1"	53 lb	TOP912-64x30-XXX	\$1164	\$265
				66"	30"	1"	55 lb	TOP912-66x30-XXX	\$1179	\$280
				68"	30"	1"	57 lb	TOP912-68x30-XXX	\$1194	\$295
				70"	30"	1"	58 lb	TOP912-70x30-XXX	\$1209	\$310
				72"	30"	1"	60 lb	TOP912-72x30-XXX	\$1224	\$325
				74"	30"	1"	61 lb	TOP912-74x30-XXX	\$1239	\$340
				76"	30"	1"	63 lb	TOP912-76x30-XXX	\$1254	\$355
				78"	30"	1"	65 lb	TOP912-78x30-XXX	\$1269	\$370
				80"	30"	1"	66 lb	TOP912-80x30-XXX	\$1284	\$385
Aster TOP912-AST										

*TOP912-XXX represents all Custom Order GREENGUARD Gold Laminate Desktops, which are all the same weight and price.





Rectangular Desktop - 30" Deep

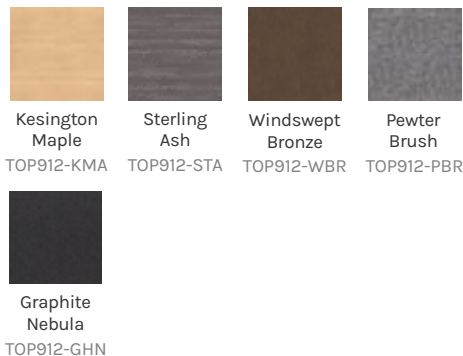
A GUIDE TO THE 30" Deep Rectangular Desktop SKU



Style SKU Size Color
TOP912-60x30-STA



This example is for a 60x30" Sterling Ash Desktop with grommets.

Custom Order Laminate - GREENGUARD Gold Certified				Width	Depth	Thickness	Weight	SKU	Standalone price	Bundle price
				42"	30"	1"	35 lb	TOP912-42x30-XXX	\$939	\$40
				44"	30"	1"	37 lb	TOP912-44x30-XXX	\$974	\$75
				46"	30"	1"	38 lb	TOP912-46x30-XXX	\$989	\$90
				48"	30"	1"	40 lb	TOP912-48x30-XXX	\$1004	\$105
				50"	30"	1"	42 lb	TOP912-50x30-XXX	\$1019	\$120
				52"	30"	1"	43 lb	TOP912-52x30-XXX	\$1034	\$135
				54"	30"	1"	45 lb	TOP912-54x30-XXX	\$1049	\$150
				56"	30"	1"	47 lb	TOP912-56x30-XXX	\$1064	\$165
				58"	30"	1"	48 lb	TOP912-58x30-XXX	\$1079	\$180
				60"	30"	1"	50 lb	TOP912-60x30-XXX	\$1094	\$195
				62"	30"	1"	52 lb	TOP912-62x30-XXX	\$1109	\$210
				64"	30"	1"	53 lb	TOP912-64x30-XXX	\$1124	\$225
				66"	30"	1"	55 lb	TOP912-66x30-XXX	\$1139	\$240
				68"	30"	1"	57 lb	TOP912-68x30-XXX	\$1154	\$255
				70"	30"	1"	58 lb	TOP912-70x30-XXX	\$1169	\$270
				72"	30"	1"	60 lb	TOP912-72x30-XXX	\$1184	\$285
				74"	30"	1"	61 lb	TOP912-74x30-XXX	\$1199	\$300
				76"	30"	1"	63 lb	TOP912-76x30-XXX	\$1214	\$315
				78"	30"	1"	65 lb	TOP912-78x30-XXX	\$1229	\$330
				80"	30"	1"	66 lb	TOP912-80x30-XXX	\$1244	\$345



*TOP912-XXX represents all Custom Order GREENGUARD Gold Laminate Desktops, which are all the same weight and price.

Bamboo

		42"	30"	1"	33 lb	TOPXXX-42x30-G	\$399	\$90
		48"	30"	1"	37 lb	TOPXXX-48x30-G	\$429	\$170
		60"	30"	1"	47 lb	TOPXXX-60x30-G	\$654	\$260
		72"	30"	1"	56 lb	TOPXXX-72x30-G	\$681	\$340
		80"	30"	1"	62 lb	TOPXXX-80x30-G	\$704	\$390

TOP372 Dark Bamboo + \$49
 *80" width available with or without grommets.







Rectangular Desktop - 30" Deep

A GUIDE TO THE 30" Deep Rectangular Desktop SKU

Style SKU Size Grommets
TOP414-60x30-G

This example is for a 60x30 Rubberwood Desktop with grommets.



Rubberwood Solid Wood	Width	Depth	Thickness	Weight	SKU	Standalone price	Bundle price
 Rubberwood TOP414	42"	30"	1"	29 lb	TOP414-42x30	\$379	\$80
	48"	30"	1"	33 lb	TOP414-48x30	\$409	\$160
	60"	30"	1"	61 lb	TOP414-60x30	\$579	\$250
	72"	30"	1"	50 lb	TOP414-72x30	\$606	\$330
	80"	30"	1"	55 lb	TOP414-80x30	\$629	\$380
 Dark Brown Rubberwood TOP418	42"	30"	1"	29 lb	TOP418-42x30	\$399	\$90
	48"	30"	1"	33 lb	TOP418-48x30	\$429	\$170
	60"	30"	1"	61 lb	TOP418-60x30	\$599	\$260
	72"	30"	1"	50 lb	TOP418-72x30	\$626	\$340
	80"	30"	1"	55 lb	TOP418-80x30	\$649	\$390
Butcher Block Solid Wood  Acacia Butcher Block TOP422	42"	30"	1.5"	33 lb	TOP422-42x30	\$309	\$250
	48"	30"	1.5"	37 lb	TOP422-48x30	\$389	\$330
	60"	30"	1.5"	47 lb	TOP422-60x30	\$579	\$420
	72"	30"	1.5"	56 lb	TOP422-72x30	\$679	\$500
	80"	30"	1.5"	62 lb	TOP422-80x30	\$704	\$550
 Walnut Butcher Block TOP428	42"	30"	1.5"	49 lb	TOP428-42x30	\$629	\$570
	48"	30"	1.5"	56 lb	TOP428-48x30	\$709	\$650
	60"	30"	1.5"	70 lb	TOP428-60x30	\$899	\$740
	72"	30"	1.5"	84 lb	TOP428-72x30	\$999	\$820
	80"	30"	1.5"	94 lb	TOP428-80x30	\$1024	\$870
 Birch Butcher Block TOP429	42"	30"	1.5"	43 lb	TOP429-42x30	\$369	\$310
	48"	30"	1.5"	49 lb	TOP429-48x30	\$449	\$390
	60"	30"	1.5"	61 lb	TOP429-60x30	\$639	\$480
	72"	30"	1.5"	73 lb	TOP429-72x30	\$739	\$560
	80"	30"	1.5"	82 lb	TOP429-80x30	\$764	\$610
Reclaimed Solid Wood  Reclaimed Fir TOP327	42"	30"	1.75"	35 lb	TOP327-42x30	\$729	\$670
	48"	30"	1.75"	40 lb	TOP327-48x30	\$809	\$750
	60"	30"	1.75"	50 lb	TOP327-60x30	\$999	\$840
	72"	30"	1.75"	60 lb	TOP327-72x30	\$1099	\$920
	80"	30"	1.75"	67 lb	TOP327-80x30	\$1124	\$970

*These desktops can be ordered in custom sizes and prices vary. Contact us for a quote.





Rectangular Desktop - 30" Deep

A GUIDE TO THE 30" Deep Rectangular Desktop SKU

Style SKU Size Grommets
TOP416-60x30-G

This example is for a 60x30 Walnut Desktop with grommets.



Solid Wood	Width	Depth	Thickness	Weight	SKU	Standalone price	Bundle price
 African Mahogany TOP424	42"	30"	1.75"	66 lb	TOP424-42x30	\$749	\$690
	48"	30"	1.75"	75 lb	TOP424-48x30	\$829	\$770
	60"	30"	1.75"	93 lb	TOP424-60x30	\$1019	\$860
	72"	30"	1.75"	112 lb	TOP424-72x30	\$1119	\$940
	80"	30"	1.75"	125 lb	TOP424-80x30	\$1144	\$990
 Walnut TOP416	42"	30"	1.75"	56 lb	TOP416-42x30	\$889	\$890
	48"	30"	1.75"	66 lb	TOP416-48x30	\$969	\$970
	60"	30"	1.75"	83 lb	TOP416-60x30	\$1159	\$1060
	72"	30"	1.75"	99 lb	TOP416-72x30	\$1259	\$1140
	80"	30"	1.75"	110 lb	TOP416-80x30	\$1284	\$1190
 Pheasantwood TOP413	42"	30"	1.75"	66 lb	TOP413-42x30	\$949	\$990
	48"	30"	1.75"	75 lb	TOP413-48x30	\$1029	\$1070
	60"	30"	1.75"	93 lb	TOP413-60x30	\$1219	\$1160
	72"	30"	1.75"	112 lb	TOP413-72x30	\$1319	\$1240
	80"	30"	1.75"	125 lb	TOP413-80x30	\$1344	\$1290
 Saman TOP417	42"	30"	1.75"	48 lb	TOP417-42x30	\$749	\$690
	48"	30"	1.75"	55 lb	TOP417-48x30	\$829	\$770
	60"	30"	1.75"	68 lb	TOP417-60x30	\$1019	\$860
	72"	30"	1.75"	82 lb	TOP417-72x30	\$1119	\$940
	80"	30"	1.75"	91 lb	TOP417-80x30	\$1144	\$990

*These desktops can be ordered in custom sizes and prices vary. Contact us for a quote.

Rectangular Desktop - 30" Deep

A GUIDE TO THE 30" Deep Rectangular Desktop SKU













Style SKU Size Grommets
TOP258-60x30-G

This example is for a 60x30 Maple Desktop with grommets.

*Custom Solid Wood desktops take between 14-16 weeks to arrive.

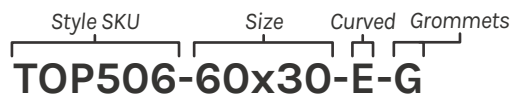
*Custom sizes cut within a quarter inch of your specifications are available. Contact us for a quote.

*All sizes available with or without grommets.

Custom Order Solid Wood		Width	Depth	Thickness	Weight	SKU	Standalone price	Bundle price	
 Maple TOP258		42"	30"	1.75"	Varies	TOP258-42x30	\$1549	\$1240	
		48"	30"	1.75"	90 lb	TOP258-48x30	\$1629	\$1320	
		60"	30"	1.75"	113 lb	TOP258-60x30	\$1819	\$1510	
		72"	30"	1.75"	135 lb	TOP258-72x30	\$1919	\$1610	
		80"	30"	1.75"	150 lb	TOP258-80x30	\$1944	\$1635	
 Dark Ash TOP256	 Ash TOP255	42"	30"	1.75"	53 lb	TOPXXX-42x30	\$1589	\$1280	
		48"	30"	1.75"	60 lb	TOPXXX-48x30	\$1669	\$1360	
		60"	30"	1.75"	76 lb	TOPXXX-60x30	\$1859	\$1550	
		72"	30"	1.75"	91 lb	TOPXXX-72x30	\$1959	\$1650	
		80"	30"	1.75"	101 lb	TOPXXX-80x30	\$1984	\$1675	
 Dark Pecan TOP262	 Pecan TOP261	 White Oak TOP263	42"	30"	1.75"	Varies	TOPXXX-42x30	\$1609	\$1300
			48"	30"	1.75"	Varies	TOPXXX-48x30	\$1689	\$1380
			60"	30"	1.75"	Varies	TOPXXX-60x30	\$1879	\$1570
			72"	30"	1.75"	Varies	TOPXXX-72x30	\$1979	\$1670
			80"	30"	1.75"	Varies	TOPXXX-80x30	\$2004	\$395
 Sipo Mahogany TOP264	 Cherry TOP257		42"	30"	1.75"	Varies	TOPXXX-42x30	\$1669	\$1360
			48"	30"	1.75"	Varies	TOPXXX-48x30	\$1749	\$1440
			60"	30"	1.75"	Varies	TOPXXX-60x30	\$1939	\$1630
			72"	30"	1.75"	Varies	TOPXXX-72x30	\$2039	\$1730
			80"	30"	1.75"	Varies	TOPXXX-80x30	\$2064	\$1755
 Bamboo TOP260			42"	30"	1.75"	Varies	TOP260-42x30	\$1689	\$1380
			48"	30"	1.75"	Varies	TOP260-48x30	\$1769	\$1460
			60"	30"	1.75"	Varies	TOP260-60x30	\$1959	\$1650
			72"	30"	1.75"	Varies	TOP260-72x30	\$2059	\$1750
			80"	30"	1.75"	Varies	TOP260-80x30	\$2084	\$1775
 Walnut TOP259			42"	30"	1.75"	58 lb	TOP259-42x30	\$1829	\$1520
			48"	30"	1.75"	66 lb	TOP259-48x30	\$1909	\$1600
			60"	30"	1.75"	83 lb	TOP259-60x30	\$2099	\$1790
			72"	30"	1.75"	99 lb	TOP259-72x30	\$2199	\$1890
			80"	30"	1.75"	110 lb	TOP259-80x30	\$2224	\$1915

Curved Desktop - 30" Deep





A GUIDE TO THE 30" Deep Curve Desktop Model SKU



This example is for a 60x30 Black Eco Curve Desktop with grommets.

*Not Available without grommets holes.



Eco Curve		Width	Depth	Thickness	Weight	SKU	Standalone price	Bundle price
 Black TOP506	 White TOP507	42"	30"	1"	37 lb	TOPXXX-42x30-E-G	\$344	\$40
		48"	30"	1"	42 lb	TOPXXX-48x30-E-G	\$368	\$120
		60"	30"	1"	52 lb	TOPXXX-60x30-E-G	\$531	\$210
		72"	30"	1"	63 lb	TOPXXX-72x30-E-G	\$551	\$290
		80"	30"	1"	70 lb	TOPXXX-80x30-E-G	\$567	\$340
Bamboo Curve								
 Bamboo TOP371	 Dark Bamboo TOP372	42"	30"	1"	30 lb	TOPXXX-42x30-E-G	\$429	\$100
		48"	30"	1"	34 lb	TOPXXX-48x30-E-G	\$459	\$180
		60"	30"	1"	44 lb	TOPXXX-60x30-E-G	\$684	\$270
		72"	30"	1"	53 lb	TOPXXX-72x30-E-G	\$711	\$350
		80"	30"	1"	59 lb	TOPXXX-80x30-E-G	\$734	\$400

TOP372 Dark Bamboo + \$49

*80" width available with or without grommets.




Rectangular Desktop - 24" Deep



A GUIDE TO THE 24" Deep Rectangular Desktop SKU










Style SKU Size Grommets
TOP408-60x30-G

This example is for a 60x24 Black GREENGUARD Gold Laminate Desktop with grommets.

Laminate - GREENGUARD Gold Certified	Width	Depth	Thickness	Weight	SKU	Standalone price	Bundle price
	24"	42"	1"	23 lb	TOPXXX-42x24-G	\$599	\$0
	24"	48"	1"	26 lb	TOPXXX-48x24-G	\$679	\$80
	24"	60"	1"	33 lb	TOPXXX-60x24-G	\$769	\$170
	24"	72"	1"	40 lb	TOPXXX-72x24-G	\$849	\$250

*TOPXXX represents all GREENGUARD Gold Laminate Desktops, which are all the same weight and price.

Custom Order Laminate - GREENGUARD Gold Certified

	24"	42"	1"	35 lb	TOP912-42x24-XXX	\$899	\$0
	24"	44"	1"	37 lb	TOP912-44x24-XXX	\$934	\$35
	24"	46"	1"	38 lb	TOP912-46x24-XXX	\$949	\$50
	24"	48"	1"	40 lb	TOP912-48x24-XXX	\$964	\$65
	24"	50"	1"	42 lb	TOP912-50x24-XXX	\$979	\$80
	24"	52"	1"	43 lb	TOP912-52x24-XXX	\$994	\$95
	24"	54"	1"	45 lb	TOP912-54x24-XXX	\$1009	\$110
	24"	56"	1"	47 lb	TOP912-56x24-XXX	\$1024	\$125
	24"	58"	1"	48 lb	TOP912-58x24-XXX	\$1039	\$140
	24"	60"	1"	50 lb	TOP912-60x24-XXX	\$1054	\$155
	24"	62"	1"	52 lb	TOP912-62x24-XXX	\$1069	\$170
	24"	64"	1"	53 lb	TOP912-64x24-XXX	\$1084	\$185
	24"	66"	1"	55 lb	TOP912-66x24-XXX	\$1099	\$200
	24"	68"	1"	57 lb	TOP912-68x24-XXX	\$1114	\$215
	24"	70"	1"	58 lb	TOP912-70x24-XXX	\$1129	\$230
	24"	72"	1"	60 lb	TOP912-72x24-XXX	\$1144	\$245
	24"	74"	1"	61 lb	TOP912-74x24-XXX	\$1159	\$260
	24"	76"	1"	63 lb	TOP912-76x24-XXX	\$1174	\$275
	24"	78"	1"	65 lb	TOP912-78x24-XXX	\$1189	\$290
	24"	80"	1"	66 lb	TOP912-80x24-XXX	\$1204	\$305

*TOP912-XXX represents all Custom Order GREENGUARD Gold Laminate Desktops, which are all the same weight and price.















Rectangular Desktop - 24" Deep



A GUIDE TO THE 24" Deep Rectangular Desktop SKU

Style SKU Size Color
TOP912-60x24-UWA

This example is for a 60x24 Uptown Walnut Custom Order Laminate Desktop with grommets.

Custom Order Laminate - GREENGUARD Gold Certified				Width	Depth	Thickness	Weight	SKU	Standalone price	Bundle price
				42"	24"	1"	35 lb	TOP912-42x24-XXX	\$959	\$60
Uptown Walnut	Colombian Walnut	Walnut Heights	Fusion Maple	44"	24"	1"	37 lb	TOP912-44x24-XXX	\$994	\$95
TOP912-UWA	TOP912-CWA	TOP912-WAH	TOP912-FMP	46"	24"	1"	38 lb	TOP912-46x24-XXX	\$1009	\$110
				48"	24"	1"	40 lb	TOP912-48x24-XXX	\$1024	\$125
				50"	24"	1"	42 lb	TOP912-50x24-XXX	\$1039	\$140
				52"	24"	1"	43 lb	TOP912-52x24-XXX	\$1054	\$155
				54"	24"	1"	45 lb	TOP912-54x24-XXX	\$1069	\$170
				56"	24"	1"	47 lb	TOP912-56x24-XXX	\$1084	\$185
Fawn Cypress	Verdana Teak	Phantom Charcoal	Asian Night	58"	24"	1"	48 lb	TOP912-58x24-XXX	\$1099	\$200
TOP912-FCY	TOP912-VTK	TOP912-PCH	TOP912-ASN	60"	24"	1"	50 lb	TOP912-60x24-XXX	\$1114	\$215
				62"	24"	1"	52 lb	TOP912-62x24-XXX	\$1129	\$230
				64"	24"	1"	53 lb	TOP912-64x24-XXX	\$1144	\$245
				66"	24"	1"	55 lb	TOP912-66x24-XXX	\$1159	\$260
				68"	24"	1"	57 lb	TOP912-68x24-XXX	\$1174	\$270
Madagascar				70"	24"	1"	58 lb	TOP912-70x24-XXX	\$1189	\$290
TOP912-MDG				72"	24"	1"	60 lb	TOP912-72x24-XXX	\$1204	\$305
				74"	24"	1"	61 lb	TOP912-74x24-XXX	\$1219	\$320
				76"	24"	1"	63 lb	TOP912-76x24-XXX	\$1234	\$335
				78"	24"	1"	65 lb	TOP912-78x24-XXX	\$1249	\$350
				80"	24"	1"	66 lb	TOP912-80x24-XXX	\$1264	\$365
				42"	24"	1"	35 lb	TOP912-42x24-XXX	\$979	\$80
Frosty White Markerboard	Shadow Ash	Timeworm Copper	Milwaukee Rust	44"	24"	1"	37 lb	TOP912-44x24-XXX	\$1014	\$115
TOP912-FWH	TOP912-SHA	TOP912-TCO	TOP912-MJR	46"	24"	1"	38 lb	TOP912-46x24-XXX	\$1029	\$130
				48"	24"	1"	40 lb	TOP912-48x24-XXX	\$1044	\$145
				50"	24"	1"	42 lb	TOP912-50x24-XXX	\$1059	\$160
				52"	24"	1"	43 lb	TOP912-52x24-XXX	\$1074	\$175
				54"	24"	1"	45 lb	TOP912-54x24-XXX	\$1089	\$190
				56"	24"	1"	47 lb	TOP912-56x24-XXX	\$1104	\$205
				58"	24"	1"	48 lb	TOP912-58x24-XXX	\$1119	\$220
				60"	24"	1"	50 lb	TOP912-60x24-XXX	\$1134	\$235
				62"	24"	1"	52 lb	TOP912-62x24-XXX	\$1149	\$250
Aster				64"	24"	1"	53 lb	TOP912-64x24-XXX	\$1164	\$265
TOP912-AST				66"	24"	1"	55 lb	TOP912-66x24-XXX	\$1179	\$280
				68"	24"	1"	57 lb	TOP912-68x24-XXX	\$1194	\$295
				70"	24"	1"	58 lb	TOP912-70x24-XXX	\$1209	\$310
				72"	24"	1"	60 lb	TOP912-72x24-XXX	\$1224	\$325
				74"	24"	1"	61 lb	TOP912-74x24-XXX	\$1239	\$340
				76"	24"	1"	63 lb	TOP912-76x24-XXX	\$1254	\$355
				78"	24"	1"	65 lb	TOP912-78x24-XXX	\$1269	\$370
				80"	24"	1"	66 lb	TOP912-80x24-XXX	\$1284	\$385

*TOP912-XXX represents all Custom Order GREENGUARD Gold Laminate Desktops, which are all the same weight and price.










Rectangular Desktop - 24" Deep

A GUIDE TO THE 24" Deep Rectangular Desktop SKU



Style SKU Size Color
TOP912-60x24-STA

This example is for a 60x24 Sterling Ash Laminate Desktop with grommets.

Custom Order Laminate -GREENGUARD Gold Certified				Width	Depth	Thickness	Weight	SKU	Standalone price	Bundle price
				42"	24"	1"	35 lb	TOP912-42x24-XXX	\$939	\$40
				44"	24"	1"	37 lb	TOP912-44x24-XXX	\$974	\$75
				46"	24"	1"	38 lb	TOP912-46x24-XXX	\$989	\$90
				48"	24"	1"	40 lb	TOP912-48x24-XXX	\$1004	\$105
				50"	24"	1"	42 lb	TOP912-50x24-XXX	\$1019	\$120
				52"	24"	1"	43 lb	TOP912-52x24-XXX	\$1034	\$135
				54"	24"	1"	45 lb	TOP912-54x24-XXX	\$1049	\$150
				56"	24"	1"	47 lb	TOP912-56x24-XXX	\$1064	\$165
				58"	24"	1"	48 lb	TOP912-58x24-XXX	\$1079	\$180
				60"	24"	1"	50 lb	TOP912-60x24-XXX	\$1094	\$195
				62"	24"	1"	52 lb	TOP912-62x24-XXX	\$1109	\$210
				64"	24"	1"	53 lb	TOP912-64x24-XXX	\$1124	\$225
				66"	24"	1"	55 lb	TOP912-66x24-XXX	\$1139	\$240
				68"	24"	1"	57 lb	TOP912-68x24-XXX	\$1154	\$255
				70"	24"	1"	58 lb	TOP912-70x24-XXX	\$1169	\$270
				72"	24"	1"	60 lb	TOP912-72x24-XXX	\$1184	\$285
				74"	24"	1"	61 lb	TOP912-74x24-XXX	\$1199	\$300
				76"	24"	1"	63 lb	TOP912-76x24-XXX	\$1214	\$315
				78"	24"	1"	65 lb	TOP912-78x24-XXX	\$1229	\$330
				80"	24"	1"	66 lb	TOP912-80x24-XXX	\$1244	\$345
Bamboo										
				42"	24"	1"	26 lb	TOPXXX-42x24-G	\$399	\$90
				48"	24"	1"	30 lb	TOPXXX-48x24-G	\$429	\$170
				60"	24"	1"	37 lb	TOPXXX-60x24-G	\$654	\$260
				72"	24"	1"	45 lb	TOPXXX-72x24-G	\$681	\$340
									TOP372 Dark Bamboo + \$49 *80" width available with or without grommets.	
Butcher Block Solid Wood										
				42"	24"	1.5"	26 lb	TOP422-42x24	\$309	\$250
				48"	24"	1.5"	30 lb	TOP422-48x24	\$389	\$330
				60"	24"	1.5"	37 lb	TOP422-60x24	\$579	\$420
				72"	24"	1.5"	45 lb	TOP422-72x24	\$679	\$500
				42"	24"	1.5"	34 lb	TOP429-42x24	\$369	\$310
				48"	24"	1.5"	39 lb	TOP429-48x24	\$449	\$390
				60"	24"	1.5"	49 lb	TOP429-60x24	\$639	\$480
				72"	24"	1.5"	59 lb	TOP429-72x24	\$739	\$560
				42"	24"	1.5"	39 lb	TOP428-42x24	\$629	\$570
				48"	24"	1.5"	45 lb	TOP428-48x24	\$709	\$650
				60"	24"	1.5"	56 lb	TOP428-60x24	\$899	\$740
				72"	24"	1.5"	67 lb	TOP428-72x24	\$999	\$820












Rectangular Desktop - 24" Deep



A GUIDE TO THE 24" Deep Rectangular Desktop SKU

Style SKU Size Grommets
TOP416-60x24-G

This example is for a 60x24 Walnut Desktop with grommets.
 *Not Available without grommet holes.

Solid Wood	Width	Depth	Thickness	Weight	SKU	Standalone price	Bundle price
 Walnut TOP416	42"	24"	1.75"	x lb	TOP416-42x24	\$889	\$640
	48"	24"	1.75"	x lb	TOP416-48x24	\$969	\$720
	60"	24"	1.75"	x lb	TOP416-60x24	\$1159	\$910
	72"	24"	1.75"	x lb	TOP416-72x24	\$1259	\$1010
	80"	24"	1.75"	x lb	TOP416-80x24	\$1284	\$1035
 Maple TOP258	42"	24"	1.75"	Varies	TOP258-42x24	\$1549	\$1240
	48"	24"	1.75"	Varies	TOP258-48x24	\$1629	\$1320
	60"	24"	1.75"	Varies	TOP258-60x24	\$1819	\$1510
	72"	24"	1.75"	Varies	TOP258-72x24	\$1919	\$1610
	80"	24"	1.75"	Varies	TOP258-80x24	\$1944	\$1635
 Dark Ash TOP256	42"	24"	1.75"	42 lb	TOPXXX-42x24	\$1589	\$1280
	48"	24"	1.75"	48 lb	TOPXXX-48x24	\$1669	\$1360
	60"	24"	1.75"	60 lb	TOPXXX-60x24	\$1859	\$1550
	72"	24"	1.75"	73 lb	TOPXXX-72x24	\$1959	\$1650
	80"	24"	1.75"	81 lb	TOPXXX-80x24	\$1984	\$1675
 Ash TOP255	42"	24"	1.75"	Varies	TOPXXX-42x24	\$1609	\$1300
	48"	24"	1.75"	Varies	TOPXXX-48x24	\$1689	\$1380
	60"	24"	1.75"	Varies	TOPXXX-60x24	\$1879	\$1570
	72"	24"	1.75"	Varies	TOPXXX-72x24	\$1979	\$1670
	80"	24"	1.75"	Varies	TOPXXX-80x24	\$2004	\$1695
 Dark Pecan TOP262	42"	24"	1.75"	Varies	TOPXXX-42x24	\$1669	\$1360
	48"	24"	1.75"	Varies	TOPXXX-48x24	\$1749	\$1440
	60"	24"	1.75"	Varies	TOPXXX-60x24	\$1939	\$1630
	72"	24"	1.75"	Varies	TOPXXX-72x24	\$2039	\$1730
	80"	24"	1.75"	Varies	TOPXXX-80x24	\$2064	\$1755
 Pecan TOP261	42"	24"	1.75"	Varies	TOPXXX-42x24	\$1669	\$1360
	48"	24"	1.75"	Varies	TOPXXX-48x24	\$1749	\$1440
	60"	24"	1.75"	Varies	TOPXXX-60x24	\$1939	\$1630
	72"	24"	1.75"	Varies	TOPXXX-72x24	\$2039	\$1730
	80"	24"	1.75"	Varies	TOPXXX-80x24	\$2064	\$1755
 White Oak TOP263	42"	24"	1.75"	Varies	TOPXXX-42x24	\$1669	\$1360
	48"	24"	1.75"	Varies	TOPXXX-48x24	\$1749	\$1440
	60"	24"	1.75"	Varies	TOPXXX-60x24	\$1939	\$1630
	72"	24"	1.75"	Varies	TOPXXX-72x24	\$2039	\$1730
	80"	24"	1.75"	Varies	TOPXXX-80x24	\$2064	\$1755
 Sipo Mahogany TOP264	42"	24"	1.75"	Varies	TOPXXX-42x24	\$1669	\$1360
	48"	24"	1.75"	Varies	TOPXXX-48x24	\$1749	\$1440
	60"	24"	1.75"	Varies	TOPXXX-60x24	\$1939	\$1630
	72"	24"	1.75"	Varies	TOPXXX-72x24	\$2039	\$1730
	80"	24"	1.75"	Varies	TOPXXX-80x24	\$2064	\$1755
 Cherry TOP257	42"	24"	1.75"	Varies	TOPXXX-42x24	\$1669	\$1360
	48"	24"	1.75"	Varies	TOPXXX-48x24	\$1749	\$1440
	60"	24"	1.75"	Varies	TOPXXX-60x24	\$1939	\$1630
	72"	24"	1.75"	Varies	TOPXXX-72x24	\$2039	\$1730
	80"	24"	1.75"	Varies	TOPXXX-80x24	\$2064	\$1755
 Bamboo TOP260	42"	24"	1.75"	Varies	TOP260-42x24	\$1689	\$1380
	48"	24"	1.75"	Varies	TOP260-48x24	\$1769	\$1460
	60"	24"	1.75"	Varies	TOP260-60x24	\$1959	\$1650
	72"	24"	1.75"	Varies	TOP260-72x24	\$2059	\$1750
	80"	24"	1.75"	Varies	TOP260-80x24	\$2084	\$1775
 Walnut TOP259	42"	24"	1.75"	46 lb	TOP259-42x24	\$1829	\$1520
	48"	24"	1.75"	53 lb	TOP259-48x24	\$1909	\$1600
	60"	24"	1.75"	66 lb	TOP259-60x24	\$2099	\$1790
	72"	24"	1.75"	79 lb	TOP259-72x24	\$2199	\$1890
	80"	24"	1.75"	88 lb	TOP259-80x24	\$2224	\$1915

*These desktops can be ordered in custom sizes and prices vary. Contact us for a quote.

Curved Corner Desktop - Left and Right Return

[See complete spec sheet here](#)






A GUIDE TO THE Curved Corner Desktop SKU

Style SKU Size Grommets
TOP511-60x47-G

This example is for a 60x47 Black Eco Curve Laminate Desktop with grommets.

**Curved Corner desktops are available with right or left returns.*



Laminate	Color	Width	Depth	Thickness	Weight	SKU	Standalone price	Bundle price
	Black	72"	47"	1"	78 lb	TOP511-BLK-L-G	\$1299	n/a
	White	72"	47"	1"	78 lb	TOP511-WHT-L-G	\$1299	n/a
<i>*Available with grommets only.</i>								
Bamboo								
	Bamboo	72"	47"	1"	86 lb	TOP271-72x47-LCORNER-LFT-G	\$1339	\$40
	Dark Bamboo							
<i>*Available with grommets only.</i>								
Solid Wood								
	Rubberwood	72"	47"	1"	80 lb	TOP325-72x47-LCORNER-LFT-G	\$1349	\$50
<i>*Available with grommets only.</i>								




120 Degree Desktop

A GUIDE TO THE 38" 120 Degree Desktop SKU

Style SKU Size Grommets
TOP404-60x38-G

This example is for a 60x38 Black Laminate 120 Degree Desktop Laminate Desktop with grommets.



Laminate	Width	Depth	Thickness	Weight	SKU	Standalone price	Bundle price
<div style="display: flex; justify-content: space-around;"> <div style="text-align: center;">  Black TOP404 </div> <div style="text-align: center;">  White TOP405 </div> </div>	71"	38"	1"	40.5 lb	TOPXXX-120-G	\$999	n/a
<i>*Available with grommets only.</i>							
<div style="text-align: center;">  Bamboo TOP271 </div>	71"	38"	1"	45 lb	TOP271-120-G	\$1039	\$40
<i>*Available with grommets only.</i>							

L-Shaped Desktop



A GUIDE TO THE L-Shaped Desktop SKU




This SKU is broken up into two parts: Main Desktop SKU and Return Desktop SKU.

Main Desktop



This example is for a bamboo L-Shaped Desk with a 60"x60" Main Desktop.


All laminate desktops are GREENGUARD Gold certified, which means that they meet the world's highest standard for low chemical emissions.

Laminate	Width	Depth	Thickness	Weight	SKU	Standalone price	Bundle price
 Walnut TOP402	60" L x 30" D	Main: 30" Return: 27.5"	1"	79 lb	TOP-L-SHAPE-60x30	\$1299	\$1299
 White TOP405	60" L x 78" D	Main: 30" Return: 27.5"	1"	91 lb	TOP-L-SHAPE-60x78	\$1469	\$1469
 Black TOP408	72" L x 60" D	Main: 30" Return: 27.5"	1"	88 lb	TOP-L-SHAPE-72x60	\$1419	\$1419
	72" L x 78" D	Main: 30" Return: 27.5"	1"	99 lb	TOP-L-SHAPE-72x78	\$1569	\$1569
	80" L x 60" D	Main: 30" Return: 27.5"	1"	93 lb	TOP-L-SHAPE-80x60	\$1484	\$1484
	80" L x 78" D	Main: 30" Return: 27.5"	1"	105 lb	TOP-L-SHAPE-80x78	\$1634	\$1634

*GREENGUARD Gold Laminates also available in custom colors & sizes. Contact us for more information.

*Main desktops available with grommets only.
*Return desktops do not have grommets.


Bamboo



60" L x 30" D	Main: 30" Return: 27.5"	1"	94 lb	TOP271-L-SHAPE-60x30	\$1389	\$1389
60" L x 78" D	Main: 30" Return: 27.5"	1"	134 lb	TOP271-L-SHAPE-60x78	\$1559	\$1559
72" L x 60" D	Main: 30" Return: 27.5"	1"	135 lb	TOP271-L-SHAPE-72x60	\$1509	\$1509
72" L x 78" D	Main: 30" Return: 27.5"	1"	146 lb	TOP271-L-SHAPE-72x78	\$1659	\$1659
80" L x 60" D	Main: 30" Return: 27.5"	1"	125 lb	TOP271-L-SHAPE-80x60	\$1574	\$1574
80" L x 78" D	Main: 30" Return: 27.5"	1"	162 lb	TOP271-L-SHAPE-80x78	\$1724	\$1724

*Main desktops available with grommets only.
*Return desktops do not have grommets.

Rubberwood Solid Wood



60" L x 30" D	Main: 30" Return: 27.5"	1"	83 lb	TOP414-L-SHAPE-60x30	\$1394	\$1394
60" L x 78" D	Main: 30" Return: 27.5"	1"	118 lb	TOP414-L-SHAPE-60x78	\$1564	\$1564
72" L x 60" D	Main: 30" Return: 27.5"	1"	119 lb	TOP414-L-SHAPE-72x60	\$1514	\$1514
72" L x 78" D	Main: 30" Return: 27.5"	1"	129 lb	TOP414-L-SHAPE-72x78	\$1664	\$1664
80" L x 60" D	Main: 30" Return: 27.5"	1"	110 lb	TOP414-L-SHAPE-80x60	\$1579	\$1579
80" L x 78" D	Main: 30" Return: 27.5"	1"	144 lb	TOP414-L-SHAPE-80x78	\$1729	\$1729

*Main desktops available with grommets only.
*Return desktops do not have grommets.

L-Shaped Desktop



A GUIDE TO THE L-Shaped Desktop SKUs

This SKU is broken up into two parts: Main Desktop SKU and Return Desktop SKU.

Main Desktop
Style SKU









Size

Return Side

TOP931-WHT-L-SHAPE-54x54-L or R

This example is for a Designer White L-Shaped Desk with a 54"x54" Main Desktop.

All laminate desktops are GREENGUARD Gold certified, which means that they meet the world's highest standard for low chemical emissions.

Custom Order Laminate	Width	Depth	Thickness	Weight	SKU	Standalone price	Bundle price
 Figured Mahogany TOP931-FMY	54" L x 54" D	Main: 30" Return: 27.5"	1"	52 lb	TOP931-L-SHAPE-54x54-L or R	\$1699	\$0
	54" L x 60" D	Main: 30" Return: 27.5"	1"	56 lb	TOP931-L-SHAPE-54x60-L or R	\$1749	\$50
	54" L x 72" D	Main: 30" Return: 27.5"	1"	64 lb	TOP931-L-SHAPE-54x72-L or R	\$1769	\$70
 Designer White TOP931-WHT	54" L x 78" D	Main: 30" Return: 27.5"	1"	68 lb	TOP931-L-SHAPE-54x78-L or R	\$1789	\$90
	54" L x 84" D	Main: 30" Return: 27.5"	1"	71 lb	TOP931-L-SHAPE-54x84-L or R	\$1809	\$110
	60" L x 54" D	Main: 30" Return: 27.5"	1"	57 lb	TOP931-L-SHAPE-60x54-L or R	\$1759	\$60
 Fonhill Pear TOP931-FTP	60" L x 60" D	Main: 30" Return: 27.5"	1"	60 lb	TOP931-L-SHAPE-60x60-L or R	\$1789	\$90
	60" L x 72" D	Main: 30" Return: 27.5"	1"	68 lb	TOP931-L-SHAPE-60x72-L or R	\$1809	\$110
	60" L x 78" D	Main: 30" Return: 27.5"	1"	72 lb	TOP931-L-SHAPE-60x78-L or R	\$1829	\$130
 Wild Cherry TOP931-WCH	60" L x 84" D	Main: 30" Return: 27.5"	1"	76 lb	TOP931-L-SHAPE-60x84-L or R	\$1849	\$150
	66" L x 54" D	Main: 30" Return: 27.5"	1"	61 lb	TOP931-L-SHAPE-66x54-L or R	\$1789	\$90
	66" L x 60" D	Main: 30" Return: 27.5"	1"	65 lb	TOP931-L-SHAPE-66x60-L or R	\$1819	\$120
 Black TOP931-BLK	66" L x 72" D	Main: 30" Return: 27.5"	1"	72 lb	TOP931-L-SHAPE-66x72-L or R	\$1839	\$140
	66" L x 78" D	Main: 30" Return: 27.5"	1"	76 lb	TOP931-L-SHAPE-66x78-L or R	\$1859	\$160
	66" L x 84" D	Main: 30" Return: 27.5"	1"	80 lb	TOP931-L-SHAPE-66x84-L or R	\$1879	\$180
 Slate Gray TOP931-SLG	72" L x 54" D	Main: 30" Return: 27.5"	1"	65 lb	TOP931-L-SHAPE-72x54-L or R	\$1819	\$120
	72" L x 60" D	Main: 30" Return: 27.5"	1"	69 lb	TOP931-L-SHAPE-72x60-L or R	\$1849	\$150
	72" L x 72" D	Main: 30" Return: 27.5"	1"	76 lb	TOP931-L-SHAPE-72x72-L or R	\$1869	\$170
 Cloud Nebula TOP931-CLN	72" L x 78" D	Main: 30" Return: 27.5"	1"	80 lb	TOP931-L-SHAPE-72x78-L or R	\$1889	\$190
	72" L x 84" D	Main: 30" Return: 27.5"	1"	84 lb	TOP931-L-SHAPE-72x84-L or R	\$1909	\$210
	80" L x 54" D	Main: 30" Return: 27.5"	1"	70 lb	TOP931-L-SHAPE-80x54-L or R	\$1859	\$160
 White Nebula TOP931-WHN	80" L x 60" D	Main: 30" Return: 27.5"	1"	74 lb	TOP931-L-SHAPE-80x60-L or R	\$1889	\$190
	80" L x 72" D	Main: 30" Return: 27.5"	1"	82 lb	TOP931-L-SHAPE-80x72-L or R	\$1909	\$210
	80" L x 78" D	Main: 30" Return: 27.5"	1"	86 lb	TOP931-L-SHAPE-80x78-L or R	\$1929	\$230
	80" L x 84" D	Main: 30" Return: 27.5"	1"	89 lb	TOP931-L-SHAPE-80x84-L or R	\$1949	\$250

*These desktops can be ordered in custom sizes and prices vary. Contact us for a quote.

*All sizes available with or without grommets.

L-Shaped Desktop





A GUIDE TO THE L-Shaped Desktop SKUs

This SKU is broken up into two parts: Main Desktop SKU and Return Desktop SKU.



This example is for a Frosty White L-Shaped Desk with a 54"x54" Main Desktop.

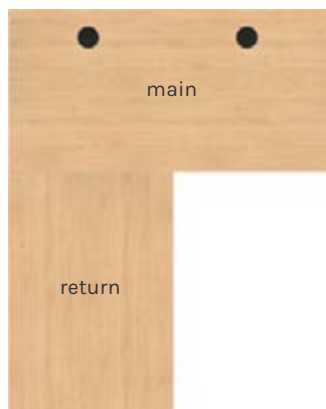
All laminate desktops are GREENGUARD Gold certified, which means that they meet the world's highest standard for low chemical emissions.

Custom Order Laminate	Width	Depth	Thickness	Weight	SKU	Standalone price	Bundle price
 Frosty White Markerboard TOP931-FWH	54" L x 54" D	Main: 30" Return: 27.5"	1"	52 lb	TOP931-L-SHAPE-54x54-L or R	\$1819	\$120
	54" L x 60" D	Main: 30" Return: 27.5"	1"	56 lb	TOP931-L-SHAPE-54x60-L or R	\$1869	\$170
 Shadow Ash TOP931-SHA	54" L x 72" D	Main: 30" Return: 27.5"	1"	64 lb	TOP931-L-SHAPE-54x72-L or R	\$1889	\$190
	54" L x 78" D	Main: 30" Return: 27.5"	1"	68 lb	TOP931-L-SHAPE-54x78-L or R	\$1909	\$210
	54" L x 84" D	Main: 30" Return: 27.5"	1"	71 lb	TOP931-L-SHAPE-54x84-L or R	\$1929	\$230
	60" L x 54" D	Main: 30" Return: 27.5"	1"	57 lb	TOP931-L-SHAPE-60x54-L or R	\$1879	\$180
	60" L x 60" D	Main: 30" Return: 27.5"	1"	60 lb	TOP931-L-SHAPE-60x60-L or R	\$1909	\$210
	60" L x 72" D	Main: 30" Return: 27.5"	1"	68 lb	TOP931-L-SHAPE-60x72-L or R	\$1929	\$230
	60" L x 78" D	Main: 30" Return: 27.5"	1"	72 lb	TOP931-L-SHAPE-60x78-L or R	\$1949	\$250
	60" L x 84" D	Main: 30" Return: 27.5"	1"	76 lb	TOP931-L-SHAPE-60x84-L or R	\$1969	\$270
	66" L x 54" D	Main: 30" Return: 27.5"	1"	61 lb	TOP931-L-SHAPE-66x54-L or R	\$1909	\$210
	66" L x 60" D	Main: 30" Return: 27.5"	1"	65 lb	TOP931-L-SHAPE-66x60-L or R	\$1939	\$240
	66" L x 72" D	Main: 30" Return: 27.5"	1"	72 lb	TOP931-L-SHAPE-66x72-L or R	\$1959	\$260
	66" L x 78" D	Main: 30" Return: 27.5"	1"	76 lb	TOP931-L-SHAPE-66x78-L or R	\$1979	\$280
	66" L x 84" D	Main: 30" Return: 27.5"	1"	80 lb	TOP931-L-SHAPE-66x84-L or R	\$1999	\$300
	72" L x 54" D	Main: 30" Return: 27.5"	1"	65 lb	TOP931-L-SHAPE-72x54-L or R	\$1939	\$240
	72" L x 60" D	Main: 30" Return: 27.5"	1"	69 lb	TOP931-L-SHAPE-72x60-L or R	\$1969	\$270
	72" L x 72" D	Main: 30" Return: 27.5"	1"	76 lb	TOP931-L-SHAPE-72x72-L or R	\$1989	\$290
	72" L x 78" D	Main: 30" Return: 27.5"	1"	80 lb	TOP931-L-SHAPE-72x78-L or R	\$2009	\$310
	72" L x 84" D	Main: 30" Return: 27.5"	1"	84 lb	TOP931-L-SHAPE-72x84-L or R	\$2029	\$330
	80" L x 54" D	Main: 30" Return: 27.5"	1"	70 lb	TOP931-L-SHAPE-80x54-L or R	\$1979	\$280
	80" L x 60" D	Main: 30" Return: 27.5"	1"	74 lb	TOP931-L-SHAPE-80x60-L or R	\$2009	\$310
	80" L x 72" D	Main: 30" Return: 27.5"	1"	82 lb	TOP931-L-SHAPE-80x72-L or R	\$2029	\$330
	80" L x 78" D	Main: 30" Return: 27.5"	1"	86 lb	TOP931-L-SHAPE-80x78-L or R	\$2049	\$350
	80" L x 84" D	Main: 30" Return: 27.5"	1"	89 lb	TOP931-L-SHAPE-80x84-L or R	\$2069	\$370

*These desktops can be ordered in custom sizes and prices vary. Contact us for a quote.

*All sizes available with or without grommets.

L-Shaped Desktop








A GUIDE TO THE L-Shaped Desktop SKUs

This SKU is broken up into two parts: Main Desktop SKU and Return Desktop SKU.



This example is for a Kesington Maple L-Shaped Desk with a 54"x54" Main Desktop.

All laminate desktops are GREENGUARD Gold certified, which means that they meet the world's highest standard for low chemical emissions.

Custom Order Laminate	Width	Depth	Thickness	Weight	SKU	Standalone price	Bundle price
 Kesington Maple TOP931-KMA	54" L x 54" D	Main: 30" Return: 27.5"	1"	52 lb	TOP931-L-SHAPE-54x54-L or R	\$1759	\$60
	54" L x 60" D	Main: 30" Return: 27.5"	1"	56 lb	TOP931-L-SHAPE-54x60-L or R	\$1809	\$110
	54" L x 72" D	Main: 30" Return: 27.5"	1"	64 lb	TOP931-L-SHAPE-54x72-L or R	\$1829	\$130
 Sterling Ash TOP931-STA	54" L x 78" D	Main: 30" Return: 27.5"	1"	68 lb	TOP931-L-SHAPE-54x78-L or R	\$1849	\$150
	54" L x 84" D	Main: 30" Return: 27.5"	1"	71 lb	TOP931-L-SHAPE-54x84-L or R	\$1869	\$170
	60" L x 54" D	Main: 30" Return: 27.5"	1"	57 lb	TOP931-L-SHAPE-60x54-L or R	\$1819	\$120
 Windswept Bronze TOP931-WBR	60" L x 60" D	Main: 30" Return: 27.5"	1"	60 lb	TOP931-L-SHAPE-60x60-L or R	\$1849	\$150
	60" L x 72" D	Main: 30" Return: 27.5"	1"	68 lb	TOP931-L-SHAPE-60x72-L or R	\$1869	\$170
	60" L x 78" D	Main: 30" Return: 27.5"	1"	72 lb	TOP931-L-SHAPE-60x78-L or R	\$1889	\$190
 Pewter Brush TOP931-PBR	60" L x 84" D	Main: 30" Return: 27.5"	1"	76 lb	TOP931-L-SHAPE-60x84-L or R	\$1909	\$210
	66" L x 54" D	Main: 30" Return: 27.5"	1"	61 lb	TOP931-L-SHAPE-66x54-L or R	\$1849	\$150
	66" L x 60" D	Main: 30" Return: 27.5"	1"	65 lb	TOP931-L-SHAPE-66x60-L or R	\$1879	\$180
 Graphite Nebula TOP931-GHN	66" L x 72" D	Main: 30" Return: 27.5"	1"	72 lb	TOP931-L-SHAPE-66x72-L or R	\$1899	\$200
	66" L x 78" D	Main: 30" Return: 27.5"	1"	76 lb	TOP931-L-SHAPE-66x78-L or R	\$1919	\$220
	66" L x 84" D	Main: 30" Return: 27.5"	1"	80 lb	TOP931-L-SHAPE-66x84-L or R	\$1939	\$240
	72" L x 54" D	Main: 30" Return: 27.5"	1"	65 lb	TOP931-L-SHAPE-72x54-L or R	\$1879	\$180
	72" L x 60" D	Main: 30" Return: 27.5"	1"	69 lb	TOP931-L-SHAPE-72x60-L or R	\$1909	\$210
	72" L x 72" D	Main: 30" Return: 27.5"	1"	76 lb	TOP931-L-SHAPE-72x72-L or R	\$1929	\$230
	72" L x 78" D	Main: 30" Return: 27.5"	1"	80 lb	TOP931-L-SHAPE-72x78-L or R	\$1949	\$250
	72" L x 84" D	Main: 30" Return: 27.5"	1"	84 lb	TOP931-L-SHAPE-72x84-L or R	\$1969	\$270
	80" L x 54" D	Main: 30" Return: 27.5"	1"	70 lb	TOP931-L-SHAPE-80x54-L or R	\$1919	\$220
	80" L x 60" D	Main: 30" Return: 27.5"	1"	74 lb	TOP931-L-SHAPE-80x60-L or R	\$1949	\$250
	80" L x 72" D	Main: 30" Return: 27.5"	1"	82 lb	TOP931-L-SHAPE-80x72-L or R	\$1969	\$270
	80" L x 78" D	Main: 30" Return: 27.5"	1"	86 lb	TOP931-L-SHAPE-80x78-L or R	\$1989	\$290
	80" L x 84" D	Main: 30" Return: 27.5"	1"	89 lb	TOP931-L-SHAPE-80x84-L or R	\$2009	\$310

*These desktops can be ordered in custom sizes and prices vary. Contact us for a quote.

*All sizes available with or without grommets.

L-Shaped Desktop



A GUIDE TO THE L-Shaped Desktop SKU

This SKU is broken up into two parts: Main Desktop SKU and Return Desktop SKU.













This example is for a Maple L-Shaped Desk with a 60"x60" Main Desktop.

*Custom Solid Wood desktops take between 14-16 weeks to arrive.

*Custom sizes cut within a quarter inch of your specifications are available.

Contact us for a quote.

Custom Order Solid Wood	Width	Depth	Thickness	Weight	SKU	Standalone price	Bundle price
 Maple TOP258	60"x60"	Main: 30" Return: 27.5"	1.75"	Varies	TOP258-L-SHAPE-60x60	\$3499	\$0
	66"x66"	Main: 30" Return: 27.5"	1.75"	Varies	TOP258-L-SHAPE-66x66	\$3646	\$147
	72"x72"	Main: 30" Return: 27.5"	1.75"	Varies	TOP258-L-SHAPE-72x72	\$3836	\$337
	78"x78"	Main: 30" Return: 27.5"	1.75"	Varies	TOP258-L-SHAPE-78x78	\$3963	\$464
	84"x84"	Main: 30" Return: 27.5"	1.75"	Varies	TOP258-L-SHAPE-84x84	\$4153	\$654
  Dark Ash TOP256 Ash TOP255	60"x60"	Main: 30" Return: 27.5"	1.75"	151 lb	TOPXXX-L-SHAPE-60x60	\$3549	\$50
	66"x66"	Main: 30" Return: 27.5"	1.75"	183 lb	TOPXXX-L-SHAPE-66x66	\$3696	\$197
	72"x72"	Main: 30" Return: 27.5"	1.75"	218 lb	TOPXXX-L-SHAPE-72x72	\$3886	\$387
	78"x78"	Main: 30" Return: 27.5"	1.75"	256 lb	TOPXXX-L-SHAPE-78x78	\$4013	\$514
	84"x84"	Main: 30" Return: 27.5"	1.75"	296 lb	TOPXXX-L-SHAPE-84x84	\$4203	\$704
   Dark Pecan TOP262 Pecan TOP261 White Oak TOP263	60"x60"	Main: 30" Return: 27.5"	1.75"	Varies	TOPXXX-L-SHAPE-60x60	\$3589	\$90
	66"x66"	Main: 30" Return: 27.5"	1.75"	Varies	TOPXXX-L-SHAPE-66x66	\$3736	\$197
	72"x72"	Main: 30" Return: 27.5"	1.75"	Varies	TOPXXX-L-SHAPE-72x72	\$3926	\$387
	78"x78"	Main: 30" Return: 27.5"	1.75"	Varies	TOPXXX-L-SHAPE-78x78	\$4053	\$514
	84"x84"	Main: 30" Return: 27.5"	1.75"	Varies	TOPXXX-L-SHAPE-84x84	\$4243	\$704
  Sipo Mahogany TOP264 Cherry TOP257	60"x60"	Main: 30" Return: 27.5"	1.75"	Varies	TOPXXX-L-SHAPE-60x60	\$3689	\$190
	66"x66"	Main: 30" Return: 27.5"	1.75"	Varies	TOPXXX-L-SHAPE-66x66	\$3836	\$337
	72"x72"	Main: 30" Return: 27.5"	1.75"	Varies	TOPXXX-L-SHAPE-72x72	\$4026	\$527
	78"x78"	Main: 30" Return: 27.5"	1.75"	Varies	TOPXXX-L-SHAPE-78x78	\$4153	\$654
	84"x84"	Main: 30" Return: 27.5"	1.75"	Varies	TOPXXX-L-SHAPE-84x84	\$4343	\$844
 Bamboo TOP260	60"x60"	Main: 30" Return: 27.5"	1.75"	Varies	TOP260-L-SHAPE-60x60	\$3709	\$210
	66"x66"	Main: 30" Return: 27.5"	1.75"	Varies	TOP260-L-SHAPE-66x66	\$3856	\$357
	72"x72"	Main: 30" Return: 27.5"	1.75"	Varies	TOP260-L-SHAPE-72x72	\$4046	\$547
	78"x78"	Main: 30" Return: 27.5"	1.75"	Varies	TOP260-L-SHAPE-78x78	\$4173	\$674
	84"x84"	Main: 30" Return: 27.5"	1.75"	Varies	TOP260-L-SHAPE-84x84	\$4363	\$864
 Walnut TOP259	60"x60"	Main: 30" Return: 27.5"	1.75"	166 lb	TOP259-L-SHAPE-60x60	\$3989	\$490
	66"x66"	Main: 30" Return: 27.5"	1.75"	200 lb	TOP259-L-SHAPE-66x66	\$4136	\$637
	72"x72"	Main: 30" Return: 27.5"	1.75"	238 lb	TOP259-L-SHAPE-72x72	\$4326	\$827
	78"x78"	Main: 30" Return: 27.5"	1.75"	258 lb	TOP259-L-SHAPE-78x78	\$4453	\$954
	84"x84"	Main: 30" Return: 27.5"	1.75"	325 lb	TOP259-L-SHAPE-84x84	\$4643	\$1144

Conference Table

A GUIDE TO THE Conference Table SKU

Style SKU Size
TOP271-42x108

This example is for a 42x108 Bamboo Conference Table.



Bamboo	Width	Depth	Thickness	Weight	SKU	Price
	96"-108"	42"	1"	118 lb	UPL962	\$2299

**can adjust from 96" or 108" wide depending on use of leaf.*


Bamboo
TOP271


Conference Ping Pong Table

A GUIDE TO THE Conference Ping Pong Table SKU

Style SKU Size
TOP271-42x108

This example is for a 60x108 Bamboo Conference Ping Pong Table.



Bamboo	Width	Depth	Thickness	Weight	SKU	Price
	108"	60"	1"	168 lb	UPL961-AF	\$2199
	108"	60"	1"	168 lb	UPL961	\$2499

**can adjust from 94" or 108" wide depending on use of leaf.*

Bamboo
TOP271

Standing Desk Frames

Standing Desk Frame Comparison Chart



V2 2-Leg Height Adjustable Desk Frame

FRMA-2-SRD



15 year warranty

Height range:
25.3" to 50.9"

Width range:
41.3" to 72.2"

355 lb lifting capacity

Stability corner brace

✓ 3-stage legs

2 whisper quiet motors

48 accessory mounting points

✓ Anti-collision sensor

✓ Meets ANSI/BIFMA X5.5-2014 durability standards.

X Doesn't meet ANSI/BIFMA G1-2013 height standards



V2-Commercial 2-Leg Height Adjustable Desk Frame

FRMA-2-COM



15 year warranty

Height range:
22.6" to 48.7"

Width range:
41.3" to 72.2"

355 lb lifting capacity

Stability crossbar

✓ 3-stage legs

2 whisper quiet motors

48 accessory mounting points

✓ Anti-collision sensor

✓ Meets ANSI/BIFMA X5.5-2014 durability standards.

✓ Meets ANSI/BIFMA G1-2013 height standards



V2 3-Leg Height Adjustable Desk Frame

FRMA-3-SRD



15 year warranty

Height range:
25.3" to 50.9"

Width range:
Main side:
51.5" to 83"
Return side: 43" to 74"

535 lb lifting capacity

Stability corner brace

✓ 3-stage legs

3 whisper quiet motors

88 accessory mounting points

✓ Anti-collision sensor

✓ Meets ANSI/BIFMA X5.5-2014 durability standards.

X Doesn't meet ANSI/BIFMA G1-2013 height standards



V2-Commercial 3-Leg Height Adjustable Desk Frame

FRMA-3-COM



15 year warranty

Height range:
22.6" to 48.7"

Width range:
Main side:
51.5" to 83"
Return side: 43" to 74"

535 lb lifting capacity

Stability crossbar

✓ 3-stage legs

3 whisper quiet motors

88 accessory mounting points

✓ Anti-collision sensor

✓ Meets ANSI/BIFMA X5.5-2014 durability standards.

✓ Meets ANSI/BIFMA G1-2013 height standards



V2 4-Leg Height Adjustable Desk Frame

FRMA-4-SRD



15 year warranty

Height range:
25.3" to 50.9"

Width range:
41.3" to 72.2"

535 lb lifting capacity

Stability corner brace

✓ 3-stage legs

4 whisper quiet motors

48 accessory mounting points

✓ Anti-collision sensor

✓ Meets ANSI/BIFMA X5.5-2014 durability standards.

X Doesn't meet ANSI/BIFMA G1-2013 height standards



V2-Commercial 4-Leg Height Adjustable Desk Frame

FRMA-4-COM



15 year warranty

Height range:
22.6" to 48.7"

Width range:
41.3" to 72.2"

535 lb lifting capacity

Stability crossbar

✓ 3-stage legs

4 whisper quiet motors

48 accessory mounting points

✓ Anti-collision sensor

✓ Meets ANSI/BIFMA X5.5-2014 durability standards.

✓ Meets ANSI/BIFMA G1-2013 height standards

UPLIFT V2 Standing Desk Frame

The [UPLIFT V2 Standing Desk Frame](#) boasts a carrying capacity of 355 lb, sturdy steel construction, and cast-aluminum feet. C-shaped and T-shaped feet are available for desks with desktops 30" and deeper, while shorter C-shaped feet are also available for desks with desktops 24" deep. C-shaped feet allow more room for accessories. This three-stage frame delivers 25.6" of height adjustment and is 33% faster to adjust than a two-stage frame

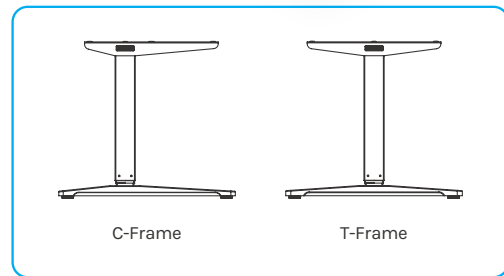
This frame features dual soft start/stop motors (one in each leg), an energy-efficient low-draw transformer, and a control box with collision detection for safety. A telescoping upper crossbar is positioned directly where the base meets the desktop. The frame adjusts to fit desktops from 42"-80" wide and 24"-30" deep. The patent-pending accessory mounting point system allows for quick and sturdy attachment of our exclusive desk accessories without the need to drill holes into your desktop.

Specifications

[See complete spec sheet here](#)

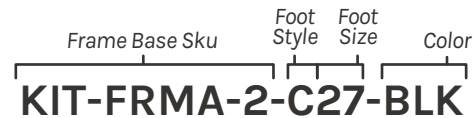
- Height Range: 24.5" - 50.1" H
- Travel Speed: 1.57" per second
- Noise Level: 50 decibels during motion
- Frame Width: 41.3" min - 72.2" max
- Weight Capacity: 355 lb
- Control Box Input: 100-120Vac, 50/60Hz, 400W

Colors



Pictured: C-Frame and T-Frame Frame Styles
Only C-Frames are available in 24" foot style

A GUIDE TO THE UPLIFT V2 Standing Desk Frame SKU



This example is for a black UPLIFT V2 Standing Desk C-Frame with 27" feet.

	Additional Information	Foot Style & Size	Weight	SKU	Price
	• Meets BIFMA X5.5-2014 Durability Standard	C-Frame, 27" feet	55 lb 10 oz	KIT-FRMA-2-C27-XXX	\$549
	• Available in Black, White, Gray, and Industrial Style	C-Frame, 24" feet	55 lb 10 oz	KIT-FRMA-2-C24-XXX	\$549
		T-Frame, 27" feet	55 lb 10 oz	KIT-FRMA-2-T27-XXX	\$549

UPLIFT V2-Commercial Standing Desk Frame

The [UPLIFT V2-Commercial Standing Desk Frame](#) has a height range of 22.6" - 48.7" (with a 1" desktop installed) and a lifting capacity of 355 lb. C-shaped and T-shaped feet are available for desks with desktops 30" and deeper, while shorter C-shaped feet are also available for desks with desktops 24" deep. C-shaped feet allow more room for accessories.

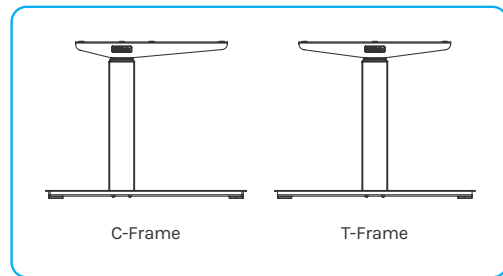
This frame has a lower starting height, a lower max height, and a broader overall height-adjustment range, compared to the UPLIFT V2 Frame. We designed this frame to meet the ANSI/BIFMA G1-2013 height standard.

Because of its greater height adjustment range, we added a lower crossbar for increased stability. The UPLIFT V2-Commercial Frame supports ergonomic working postures in both seated and standing positions. The patent-pending accessory mounting point system allows for quick and sturdy attachment of our exclusive desk accessories without the need to drill holes into your desktop.

Specifications [See complete spec sheet here](#)

- Height Range: 21.6" - 47.7" H
- Travel Speed: 1.57" per second
- Noise Level: 50 decibels during motion
- Frame Width: 41.3" min - 72.2" max
- Weight Capacity: 355 lb
- Control Box Input: 100-120Vac, 50/60Hz, 400W

Colors



Pictured: C-Frame and T-Frame Frame Styles
Only C-Frames are available in 24" foot style

A GUIDE TO THE UPLIFT V2-Commercial Standing Desk Frame SKU



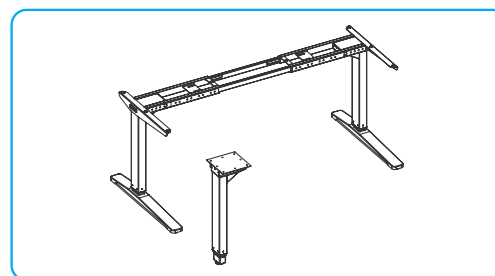
This example is for a black UPLIFT V2-Commercial Standing Desk C-Frame with 27" feet.

	Additional Information	Foot Style & Size	Weight	SKU	Price
	<ul style="list-style-type: none"> • Meets BIFMA G1-2013 Height Standard 	C-Frame, 27" feet	55 lb 10 oz	KIT-FRMA-2-COM-C27-XXX	\$629
		C-Frame, 24" feet	55 lb 10 oz	KIT-FRMA-2-COM-C24-XXX	\$629
	<ul style="list-style-type: none"> • Meets BIFMA X5.5-2014 Durability Standard • Available in Black, White, Gray, and Industrial Style 	T-Frame, 27" feet	55 lb 10 oz	KIT-FRMA-2-COM-T27-XXX	\$629

UPLIFT V2 L-Shaped Standing Desk Frame

The [UPLIFT V2 L-Shaped Standing Desk Frame](#) comes with two C-shaped feet and one upright support leg for a setup that can be configured based on the user's needs. The width-adjustable frame supports larger desktops and lets users build an L-shaped workstation. The electric three-stage frame is 33% faster than a two-stage frame, delivers 25.6" of height adjustment, and boasts a carrying capacity of over 535 lb.

The frame comes with a whisper-quiet, soft start/stop motor in each leg, an energy-efficient low-draw transformer, and a control box with collision detection for safety. The patent-pending accessory mounting point system allows for quick and sturdy attachment of our exclusive desk accessories without the need to drill holes into your desktop.




Pictured: Alternative 3-Leg Configuration

Specifications

[See complete spec sheet here](#)

- Height Range: 24.3" - 49.9" H
- Travel Speed: 1.57" per second
- Noise Level: 50 decibels during motion
- Frame Width: 51.5" - 83" Left Side
43" - 74" Right Side
- Weight Capacity: 535 lb
- Control Box Input: 100-120Vac, 50/60Hz, 500W

Colors



A GUIDE TO THE UPLIFT V2 L-Shaped Standing Desk Frame SKU

Frame Base Sku
Foot Style
Foot Size
Color
KIT-FRMA-3-C27-BLK

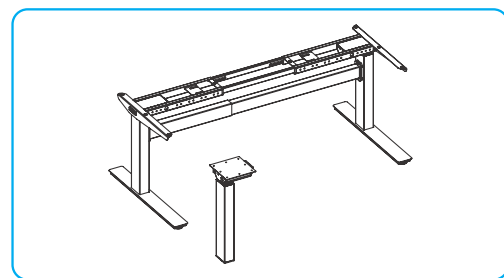
This example is for a black UPLIFT V2 L-Shaped Standing Desk C-Frame with 27" feet.

	Additional Information	Foot Style & Size	Weight	SKU	Price
	• Meets BIFMA X5.5-2014 Durability Standard	C-Frame, 27" feet	90.4 lb	KIT-FRMA-3-C27-XXX	\$699
	• Available in Black, White, Gray, and Industrial Style	C-Frame, 24" feet	90.4 lb	KIT-FRMA-3-C24-XXX	\$699

UPLIFT V2-Commercial L-Shaped Standing Desk Frame

The [UPLIFT V2-Commercial L-Shaped Standing Desk Frame](#) comes with two C-shaped feet and one upright support leg. It has a height range of 22.6" - 48.7" (with a 1" desktop installed) and a lifting capacity of 535 lb. This frame has a lower starting height, a lower max height, and a broader overall height-adjustment range, compared to the UPLIFT V2 Frame. We designed this frame to meet the ANSI/BIFMA G1-2013 height standard. Due to the mechanics of designing the frame with a greater height adjustment range, we added a lower crossbar for increased stability.

The UPLIFT V2-Commercial L-Shaped Standing Desk Frame supports ergonomic working postures in both seated and standing positions. The patent-pending accessory mounting point system allows for quick and sturdy attachment of our exclusive desk accessories without the need to drill holes into your desktop.




Pictured: Alternative 3-Leg Configuration

Specifications

[See complete spec sheet here](#)

- Height Range: 21.6" - 47.7" H
- Travel Speed: 1.57" per second
- Noise Level: 50 decibels during motion
- Frame Width: 51.5" - 83" Left Side
43" - 74" Right Side
- Weight Capacity: 535 lb
- Control Box Input: 100-120Vac, 50/60Hz, 500W

Colors



A GUIDE TO THE UPLIFT V2-Commercial L-Shaped Standing Desk Frame SKU

Frame Base SKU
Foot Style
Foot Size
Color

KIT-FRMA-3-COM-C27-BLK

This example is for a black UPLIFT V2-Commercial L-Shaped Standing Desk C-Frame with 27" feet.

	Additional Information	Foot Style & Size	Weight	SKU	Price
	• Meets BIFMA G1-2013 Height Standard	C-Frame, 27" feet	90.4 lb	KIT-FRMA-3-COM-C27-XXX	\$809
	• Meets BIFMA X5.5-2014 Durability Standard	C-Frame, 24" feet	90.4 lb	KIT-FRMA-3-COM-C24-XXX	\$809
	• Available in Black, White, Gray, and Industrial Style				

UPLIFT V2 4-Leg Standing Desk Frame

The UPLIFT V2 4-Leg Standing Desk Frame features 25.6" of height adjustment and boasts a 535 lb lifting capacity. A three-stage frame design provides an expanded height adjustment range and is 33% faster to adjust than two-stage frames. Frames come with a low-draw power transformer that uses little electricity, and a single control box includes collision detection functionality for safety.

A quad-leg design delivers optimal desk stability at any height and includes four upper crossbars to support more massive desk setups.

Specifications

[See complete spec sheet here](#)

- Height Range: 24.3" - 49.9" H
- Travel Speed: 1.57" per second
- Noise Level: 50 decibels during motion
- Frame Width: 41.3" min - 72.2" max
- Weight Capacity: 535 lb
- Control Box Input: 100-120Vac, 50/60Hz, 600W

Colors

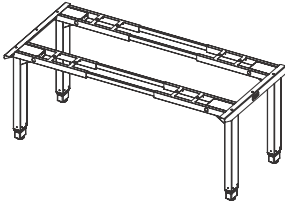


A GUIDE TO THE UPLIFT V2 4-Leg Standing Desk Frame SKU

Frame Base SKU Color

KIT-FRMA-4-BLK

This example is for a black UPLIFT V2 4-Leg Standing Desk Frame.

	Additional Information	Weight	SKU	Price
	<ul style="list-style-type: none"> • Meets BIFMA X5.5-2014 Durability Standard • Available in Black, White, Gray, and Industrial Style 	107.4 lb	KIT-FRMA-4-XXX	\$949

UPLIFT V2-Commercial 4-Leg Standing Desk Frame

The [UPLIFT V2-Commercial 4-Leg Standing Desk Frame](#) was created to provide a seated and standing height range that's ergonomically suitable for 95% of office workers. With a height range of 22.6" - 48.7" you have 26.1" of available adjustments. This frame (with a 1" thick desktop) meets the ANSI/BIFMA G1-2013 height standard requirements.

The legs have a 35% larger cross sectional area to improve stability, which is further reinforced by a single, lower crossbar. With a 535 lb lifting capacity, you'll have enough power to handle the toughest tasks.



Specifications

[See complete spec sheet here](#)

- Height Range: 21.6" - 47.7" H
- Travel Speed: 1.57" per second
- Noise Level: 50 decibels during motion
- Frame Width: 41.3" min - 72.2" max
- Weight Capacity: 535 lb
- Control Box Input: 100-120Vac, 50/60Hz, 600W

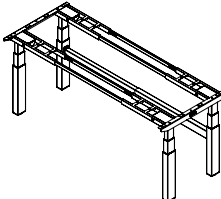
Colors



A GUIDE TO THE UPLIFT V2-Commercial 4-Leg Standing Desk Frame SKU

Frame Base SKU
Color
KIT-FRMA-4-COM-BLK

This example is for a black UPLIFT V2-Commercial 4-Leg Standing Desk Frame.

	Additional Information	Weight	SKU	Price
	<ul style="list-style-type: none"> • Meets BIFMA G1-2013 Height Standard • Meets BIFMA X5.5-2014 Durability Standard • Available in Black, White, Gray, and Industrial Style 	107.4 lb	KIT-FRMA-4-COM-XXX	\$1089



STANDING DESK COMPONENTS

Standing Desk Components











Keypad Comparison Chart

				
Basic Keypad	Basic Display Keypad	Advanced Keypad	Advanced Comfort Keypad	Advanced Paddle Keypad
FRM002	FRM072	FRM001	FRM066	FRM055
				
15 year warranty	15 year warranty	15 year warranty	15 year warranty	15 year warranty
X No one-touch height adjustment	X No one-touch height adjustment	√ One-touch height adjustment	√ One-touch height adjustment	√ One-touch height adjustment
X Not able to choose one-touch or constant-touch modes	X Not able to choose one-touch or constant-touch modes	√ Able to choose one-touch or constant-touch modes	√ Able to choose one-touch or constant-touch modes	√ Able to choose one-touch or constant-touch modes
X No memorized seated and standing height settings	X No memorized seated and standing height settings	√ Memorized seated and standing height settings	√ Memorized seated and standing height settings	√ Memorized seated and standing height settings
X No child safety lock	X No child safety lock	√ Child safety lock	√ Child safety lock	√ Child safety lock
X No min and max height settings	X No min and max height settings	√ Min and max height settings	√ Min and max height settings	√ Min and max height settings
X No auto-dark display	√ Auto-dark display	√ Auto-dark display	√ Auto-dark display	√ Auto-dark display
X No desk height calibration	X No desk height calibration	√ Desk height calibration	√ Desk height calibration	√ Desk height calibration
X No digital height display	√ Digital height display	√ Digital height display	√ Digital height display	√ Digital height display
X No collision sensitivity adjustments	√ Collision sensitivity adjustments	√ Collision sensitivity adjustments	√ Collision sensitivity adjustments	√ Collision sensitivity adjustments

Continued on next page

Standing Desk Components

Keypad Comparison Chart

				
Basic Keypad	Basic Display Keypad	Advanced Keypad	Advanced Comfort Keypad	Advanced Paddle Keypad
FRM002	FRM072	FRM001	FRM066	FRM055
X No soft-touch face	X No soft-touch face	X No soft-touch face	√ Soft-touch face	X No soft-touch face
X No-look controls	X No-look controls	X No-look controls	√ No-look controls	√ No-look controls
X Can't tap or double tap paddle up or down	X Can't tap or double tap paddle up or down	X Can't tap or double tap paddle up or down	X Can't tap or double tap paddle up or down	√ Tap or double tap paddle up or down
X No standing reminders	X No standing reminders	X No standing reminders	X No standing reminders	√ Standing reminders
X No graphical LED display	X No graphical LED display	X No graphical LED display	X No graphical LED display	√ Graphical LED display
				

Standing Desk Keypads

Basic Keypad		SKU	Standalone price	Bundle price
	<ul style="list-style-type: none"> Two-button constant-touch up/down height adjustment (requires you to hold the button) Includes connecting wire to control box Compatible with any UPLIFT Desk 	FRM002	\$25	\$0
Advanced Keypad				
	<ul style="list-style-type: none"> One touch movement (optional) - Tap a button to transition between sitting and standing height, without holding the button down. Lets you reposition your chair and get ready to stand while the desk moves. Child Safety Lock - Prevent the desk from moving until deactivated Min & Max Height Settings - Prevent your desktop from impacting shelves above or cabinets below Auto-Dark Display - Desk height shown on LED display which goes dark 10 seconds after use Desk Height Calibration - Calibrate the displayed height to account for the addition of casters Anti-Collision Sensitivity Adjustments - Dial in the anti-collision system to be exactly where you need it Includes connecting wire to control box Compatible with any UPLIFT Desk 	FRM001	\$39	\$29
Advanced Comfort Keypad				
	<ul style="list-style-type: none"> All the features that the Advanced Keypad has Soft-touch face that's angled for easier viewing Raised dividers between buttons to assist in no-look operation of desk height Includes connecting wire to control box Compatible with any UPLIFT Desk 	FRM066	\$49	\$39
Advanced Paddle Keypad				
	<ul style="list-style-type: none"> All the features that the Advanced Keypad has Intuitive desk adjustment with no need to look at the keypad: press the paddle up or down to adjust the height of your desk, double-tap to have your desk automatically move to a saved height Includes connecting wire to control box Compatible with any UPLIFT Desk 	FRM055	\$79	\$59
Wireless Foot Switch				
	<ul style="list-style-type: none"> Hands free height adjustment Operates in the same fashion as the Basic Keypad to provide up/down control of desk height Can be used in conjunction with any UPLIFT Desk keypad Wireless connectivity to control box 	FRM068	\$99	\$89
Basic Display Keypad				
	<ul style="list-style-type: none"> Compatible with all UPLIFT height adjustable desks and tables using control box versions 2, 3, 4, and up Up/Down buttons featuring highly legible arrow indicators Digital display with large font, indicates desk height to a tenth of an inch Adjustable Anti-Collision sensitivity settings Auto-dark feature darkens display 10 seconds after use Angled display provides comfortable viewing of display face The integrated 82" cable connects the keypad to the control box 	FRM072	\$29	\$0



Grommet Cover



Power Grommet



Storage Grommet

ACC011

PDC002

ACC059



15 year warranty

15 year warranty

15 year warranty

Routes power cords and cables through your desktop

Two 120V outlets per Power Grommet

Storage solution for small desk items

Rotating cover when not in use

Routes power cords and cables

Turns your grommet hole into a cup holder

✓ Locks in place

✓ Locks in place

✓ Locks in place

3.75" lip diameter

3.75" lip diameter

3.75" lip diameter

Desktop thickness compatibility:
0.75" to 1.75" thick

Desktop thickness compatibility:
0.75" to 1.75" thick

Desktop thickness compatibility:
0.75" to 1.75" thick

Grommet hole diameter: 3.15" (80mm)

Grommet hole diameter: 3.15" (80mm)

Grommet hole diameter: 3.15" (80mm)

Compatible with all UPLIFT Desks and any other brand desk with suitable dimensions

Compatible with all UPLIFT Desks and any other brand desk with suitable dimensions

Compatible with all UPLIFT Desks and any other brand desk with suitable dimensions

Grommet Cover

Don't let subpar cable organization affect your productivity with [Grommet Cover](#). Enjoy work at a height adjustable desk without the mess with these handy desk grommets. These are installed at the back of your desk and feature a rotating cover that opens and closes when you need it.


Features

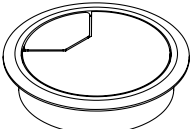
- Rotating cover opens and closes
- Sold individually
- Available in white, gray, and black
- This accessory is also compatible with non-UPLIFT desks

Specifications

- Dimensions: 3.15"
- Material: Molded ABS Plastic
- Colors: Black, Gray, White

Colors



	Additional Information	Weight	SKU	Standalone price	Bundle price
	<ul style="list-style-type: none"> • Rotating cover opens and closes • Sold individually • Available in Black, Gray and White 	ACC011	0.1 lb	\$7	\$0

Power Grommet

Stop wasting time hunting down power outlets with UPLIFT Desk [Power Grommets](#).

Enjoy a more organized workstation and power everything right on your desktop. A slot in the grommet allows for threading of under-desk cables for less of a mess at your workstation. Now with three different color options to choose from, you can have the coordinated power-full desk you've always wanted.


Features

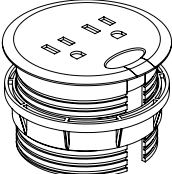
- Rotating cover opens and closes
- Sold individually
- Available in white, gray, and black
- This accessory is also compatible with non-UPLIFT desks

Specifications

- Dimensions: 3.15"
- Material: Molded ABS Plastic
- Colors: Black, Gray, White

Colors



	Additional Information	Weight	SKU	Standalone price	Bundle price
	<ul style="list-style-type: none"> • Locks in place on desktops for seamless unplugging • Sold individually • Available in Black, Gray and White 	PDC002	0.1 lb	\$69	\$69

Storage Grommet

Turn your desktop's grommet hole into a built-in cup holder with the [Storage Grommet](#). You now can safely place your beverage within arms reach without the fear of knocking it over. You can also use the Storage Grommet for your pens, pencils, markers, keys, and any other small items.

Simply place the Storage Grommet into the grommet hole on your desktop and lock it into place by hand-tightening the locking ring on the underside of the desktop. It's a smart and simple way to keep your things nice and tidy!


Features

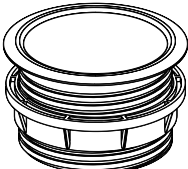
- Converts the grommet holes on UPLIFT Desk desktops to cup holders
- Create a place for your drinks, pens, and other small items
- Compatible with desktops between 3/4" and 1-3/4" thick
- Compatible with any 3.15" (80mm) diameter grommet hole

Specifications

- Dimensions: 3.75" W x 2.4" H
- Interior Cup Dimensions: 2.9" W x 2.3" H
- Material: Molded ABS Plastic
- Colors: Black, Gray, White

Colors



	Additional Information	Weight	SKU	Standalone price	Bundle price
	<ul style="list-style-type: none"> • Converts the grommet holes to cup holders • Locks into place • Available in Black, Gray and White 	0.1 lb	ACC059	\$19	\$18



Desk Casters



Soft Roll Desk Casters



Heavy Duty Locking Casters

ACC020

ACC065

ACC035



15 year warranty

15 year warranty

15 year warranty

Weight capacity: 150 lb per caster

Weight capacity: 140 lb per caster

Weight capacity: 265 lb per caster

Compatible with all floor types

Compatible with all floor types

Compatible with all floor types

√ Wheel lock

√ Wheel lock

√ Wheel lock

1.5" wheel diameter

2.5" wheel diameter

4" wheel diameter

Adds 1.5" height to desk

Adds 2.5" height to desk

Adds 4.7" height to desk

Stem: M8-1.25 x 15 mm thread

Stem: M8-1.25 x 15 mm thread

Stem: M8-1.25 x 15 mm thread

Polyamide 6 body material

Black polyamide body material

Steel body material

Polyamide 6 wheel material

Black polyamide wheel material with soft gray polyurethane tread

Molded black polyurethane wheel material

Desk Casters

Work at a standing desk made mobile with [UPLIFT Desk casters](#).

Available in a set of four or five for every UPLIFT Desk model, these locking casters make your desk even more versatile. They work great on either hard floors or low pile carpeting.

For safety and stability, the casters lock to keep the desk in place. For those who like to rearrange their spaces frequently or move a lot, casters make moving UPLIFT Desk a breeze.

Enjoy a portable workstation in your pick of caster colors - black and white.




Features

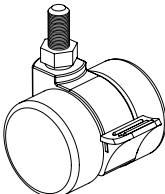
- Standard casters are compatible with all UPLIFT Desk models
- Removing the glides and adding casters adds about 1.5" of height
- This accessory is also compatible with non-UPLIFT desks

Specifications

- Caster diameter: 1.5"
- Dimensions: 2" W x 1.5" H
- Material: Polyamide 6 wheel material
- Colors: Black, and White

Colors



	Additional Information	Legs	Weight	SKU	Standalone price	Bundle price
	• Polyamide 6 wheel material	2	0.1 lb	ACC020	\$59	\$0
	• 150 lb Weight capacity	3		ACC020	\$79	\$20
	• Available in Black, and White	4		ACC020	\$59	\$0

Soft Roll Desk Casters

Keep your desk mobile and your floors safe with our [Soft Roll Desk Casters](#). Traverse any surface with ease—from a cable-covered carpet to a delicate hardwood—without feeling any big bumps to your desk or risking scratches to your floors. Move your desk or table whenever you need, then simply lock the casters when you're ready to work.

These desk casters are compatible with any UPLIFT desk frame or table frame (even side tables) and can even handle desks and tables that hold a lot of weight: up to 140 lb per caster. Make your UPLIFT workstation as mobile as you need.

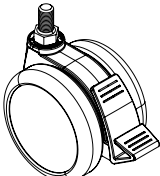


Features

- Soft rubberized tread is gentle on any flooring including hardwood
- Locking casters keep your desk in place and provide stability
- Soft Roll Desk Casters raises your UPLIFT desks and tables by about 2.5"
- This accessory is also compatible with non-UPLIFT desks

Specifications

- Dimensions: 2.5" (65 mm) diameter wheels with 20 mm diameter neck
- Stem Dimensions: 2.9" W x 2.3 H
- Color: Black core with gray thread

	Additional Information	Legs	Weight	SKU	Standalone price	Bundle price
	• Converts the grommet holes to cup holders	2	x	ACC065	\$79	\$49
		3	x	ACC065	\$99	\$20
	• Locks into place	4	x	ACC065	\$79	\$49

Heavy Duty Locking Casters

Our [Heavy Duty Locking Casters](#) take your height adjustable work table to places where traditional casters cannot, such as industrial environments and warehouses. Roll without worry that you'll get stuck thanks to large desk wheels that glide smoothly and mightily over surfaces, from drains to cables. The casters lock easily with a foot so you don't even have to stop work to secure your table in place.

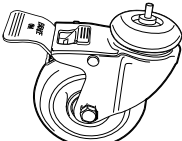
Features

- Makes your workstation mobile over cords, uneven floors, and debris
- Ideal for use in industrial areas, like warehouses and assembly lines
- Casters can be locked with a foot to keep tables and desks in place
- 360 degree swivel ball bearings move in all directions

Specifications

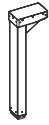
- Caster diameter: 4"
- Height added to desk: 4.7"
- Dimensions: 11" L x 21" W x 7" H
- Material: Stainless Steel



	Additional Information	Legs	Weight	SKU	Standalone price	Bundle price
	• 265 lb weight capacity	2	x	ACC035	\$89	\$59
	• Stainless Steel	3	x	ACC035	\$109	\$69
	• Black polyurethane wheels	4	x	ACC035	\$89	\$59

Desk and Table Components

UPLIFT V2 Standing Desk Frame Leg Length SKU Price



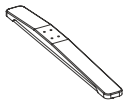
FRM058-R-3-650/560 \$180

UPLIFT V2-Commercial Standing Desk Frame Leg



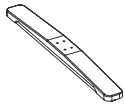
FRM058-S-3-667/530 \$180

UPLIFT V2 Standing Desk Frame C-Foot



23.6" PRT00001 \$35
PRT00002 \$35

UPLIFT V2 Standing Desk Frame T-Foot



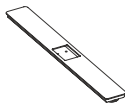
27.6" PRT00003 \$35

UPLIFT V2-Commercial Standing Desk Frame C-Foot



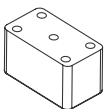
23.6" PRT00004 \$35
PRT00005 \$35

UPLIFT V2-Commercial Standing Desk Frame T-Foot



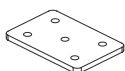
27.6" PRT00006 \$35

UPLIFT V2 Standing Desk Frame Peg Foot






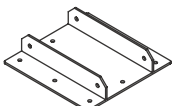
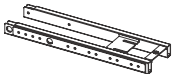
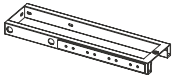
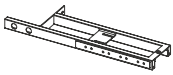
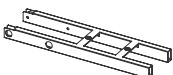
PRT00007 \$20

UPLIFT V2-Commercial Standing Desk Frame Peg Foot



PRT00008 \$20

V2 Frame Parts

Upper Crossbar	SKU	Price
	PRT00010	\$25
<p>Open End Upper Crossbar for L-Shaped UPLIFT Desks</p>	PRT00011	\$25
		
<p>Lower Crossbar for UPLIFT V2-Commercial Standing Desks</p>	PRT00022	\$89
		
<p>Zero Crossbar Bracket</p>	PRT00024	\$40
		
<p>Crossbar End for 2-Leg & 3-Leg UPLIFT Desks</p>	PRT00009	\$40
		
<p>Short Corner Crossbar End for L-Shaped UPLIFT Desks</p>	PRT00016	\$40
		
<p>Long Corner Crossbar End for L-Shaped UPLIFT Desks</p>	PRT00015	\$40
		
<p>Crossbar End for 4-Leg UPLIFT Desks</p>	PRT00025	\$40
		

Desk and Table Components


UPLIFT V2 Conference Table Support Bracket	Prong Count	Length	Side	SKU	Price
--	-------------	--------	------	-----	-------

PRT00036 \$30



Side Bracket for C-Frame Desks

Left PRT00018-L \$25
Right PRT00018-R \$25




Side Bracket for T-Frame Desks

PRT00014 \$25




Corner Side Bracket for L-Shaped UPLIFT Desks

PRT00028 \$25



Side Bracket for UPLIFT V2 4-Leg Standing Desk Frame

Left PRT00012-L \$25
Right PRT00012-R \$25



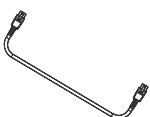
Conference Table Side Bracket

PRT00027 \$25



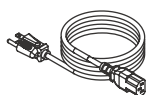
Connector Cable

1.3 m PRT00111 \$20
2.5m PRT00112 \$20
1.3 m, 90° PRT00113 \$20


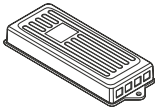


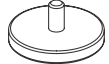


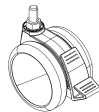


Power Cable

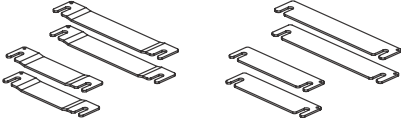

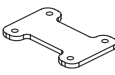
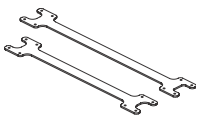

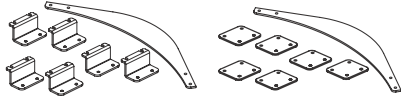
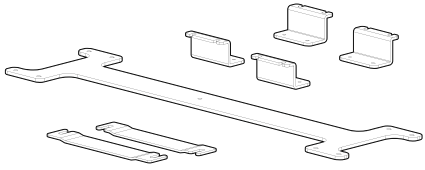
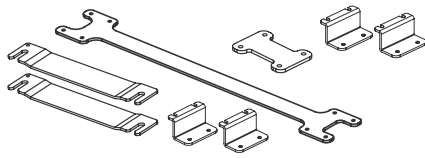
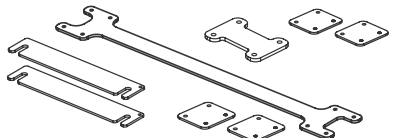
3 PRT00114 \$25
2 PRT00115 \$25



Desk and Table Components

Control Box for UPLIFT V2 Standing Desk Frame	Legs	SKU	Standalone price	Bundle price
	2	FRM053-2	\$90	n/a
	3	FRM053-3	\$90	n/a
	4	FRM053-4	\$90	n/a
Control Box for UPLIFT V2-Commercial Standing Desk Frame				
	2	FRM053-2-COM	\$90	n/a
	3	FRM053-3-COM	\$90	n/a
	4	FRM053-4-COM	\$90	n/a
Connect Dongle				
		FRM025	\$39	\$39
Casters + Glides				
Leveling Glide for UPLIFT V2 Standing Desk Frame				
		PRT00046	\$20	n/a
Leveling Glide UPLIFT V2-Commercial Standing Desk Frame				
		PRT00047	\$20	n/a
Desk Casters				
	2	ACC020	\$59	\$0
	3	ACC020	\$79	\$20
	4	ACC020	\$59	\$0
Heavy Duty Locking Caster				
	2	ACC035	\$89	\$59
	3	ACC035	\$109	\$69
	4	ACC035	\$89	\$59
Soft Roll Desk Casters				
	2	ACC065	\$79	\$49
	3	ACC065	\$99	\$20
	4	ACC065	\$79	\$49

Desk Benching System (For V2 Desks)

End Bracket	Dual or Single	Desktop Length	Frame	Legs	SKU	Price
			v2	24"	PRT00117	\$30
			v2	30"	PRT00119	\$30
			v2-comm	24"	PRT00116	\$40
			v2-comm	30"	PRT00118	\$45
<i>*Pack of 2 Per Size.</i>						
Support Bracket			v2		PRT00125	\$40
			v2-comm		PRT00124	\$35
<i>*Pack of 2 Per Size.</i>						
Single Row Main Bracket			v2 and v2-comm		PRT00123	\$30
						
Main Bracket		24"	v2 and v2-comm		PRT00120	\$60
		30"	v2 and v2-comm		PRT00121	\$65
Main Bracket for 120 Degree Standing Desks			v2		PRT00122	\$99
						
120 Degree Desk Kit			v2	KIT-FRM028-COM-XXX-BTB-2DESK		\$99
			v2-comm	KIT-FRM028-COM-XXX-BTB-2DESK		\$99
3-pack: 120 Degree Desks Kit					KIT-FRM018-XXX-4	\$148
						
UPLIFT V2-Standard - Benching Kit	Dual Single				KIT-FRM028-SRD-XXX-BTB-2DESK	\$99
					KIT-FRM028-SRD-XXX-SBS-2DESK	\$99
UPLIFT V2-Commercial - Benching Kit	Dual Single				KIT-FRM028-COM-XXX-BTB-2DESK	\$99
					KIT-FRM028-COM-XXX-SBS-2DESK	\$99



FIXED HEIGHT
TABLE FRAMES

2-Leg Seated Height Fixed Height Table Frame

The [2-Leg Seated Fixed Height Table Frame](#) can be used as a matching accent table to an UPLIFT Desk, or as a desk on its own. Frame comes with 28" of height to the underside of desktops and allows users extra room to store large or rarely used office supplies and decor and perform short duration tasks while seated.

The frame can pair with any UPLIFT Desktop to create a fixed-height desk, and comes in our standard frame colors to match UPLIFT Desks. The patent-pending accessory mounting point system allows for quick and sturdy attachment of our exclusive desk accessories without the need to drill holes into your desktop.

Specifications

[See complete spec sheet here](#)

- Width: 41.3" - 72.2" W
- Height: 29" H with 1" thick desktop
- Depth: 27.6" D
- Levelers: 0.375" adjustment
- Weight Capacity: 355 lb

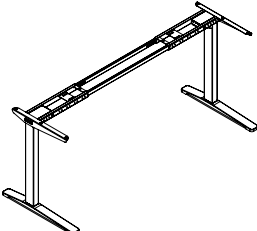
Colors



A GUIDE TO THE 2-Leg Seated Height Fixed Height Table Frame SKU

Frame Base SKU
Color
FRMA-2-SRD-FIX-BLK

This example is for a black 2-Leg Seated Fixed Height Table Frame.

	Additional Information	Weight	SKU	Standalone price	Bundle price
	<ul style="list-style-type: none"> • Finish: Powder-coat paint • Material: Steel • Available in Black, White, Gray, and Industrial Style 	32.8 lb	FRMA-2-SRD-FIX	\$169	n/a

4-Leg Seated Height Fixed Height Table Frame

The [4-Leg Seated Fixed Height Table Frame](#) allows users to build a matching Fixed Height Table for their standing desk, giving them more room to store items like printers and personal items.

The frame can pair with any UPLIFT Desktop to create a fixed-height desk, and comes in our standard frame colors to match UPLIFT Desks.

Specifications

[See complete spec sheet here](#)

- Width: 40.9" - 72" W
- Height: 29" H with 1" thick desktop
- Levelers: 0.375" adjustment
- Weight Capacity: 355 lb

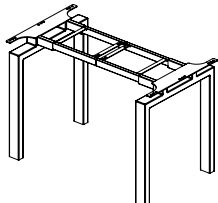
Colors



A GUIDE TO THE 4-Leg Seated Height Fixed Height Table Frame SKU

Frame Base SKU Color
FRM411-BLK

This example is for a black 4-Leg Seated Fixed Height Table Frame.

	Additional Information	Weight	SKU	Standalone price	Bundle price
	<ul style="list-style-type: none"> • Finish: Powder-coat paint • Material: Steel • Available in Black, White, Gray, and Industrial Style 	48 lb	FRM411-XXX	\$169	n/a

4-Leg Standing Height Fixed Height Table Frame

The [4-Leg Standing Fixed Height Table Frame](#) lets users build a matching Fixed Height Table to supplement desk space at sit-stand workstations. The frame rests at a comfortable standing height for most users at 42 inches tall; this provides plenty of extra space for housing devices and accessories that don't need to be stationed on the user's primary work area.

The frame can pair with any UPLIFT Desktop to create a fixed-height desk, and comes in our standard frame colors to match UPLIFT Desks.

Specifications

[See complete spec sheet here](#)

- Width: 40.9" - 72" W
- Height: 42" H with 1" thick desktop
- Levelers: 0.375" adjustment
- Weight Capacity: 355 lb

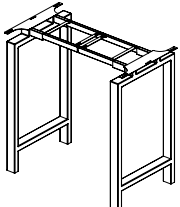
Colors



A GUIDE TO THE 4-Leg Seated Height Fixed Height Table Frame SKU

Frame Base SKU Color
FRM413-BLK

This example is for a black 4-Leg Standing Fixed Height Table Frame.

	Additional Information	Weight	SKU	Standalone price	Bundle price
	<ul style="list-style-type: none"> • Finish: Powder-coated paint • Material: Steel • Available in Black, White, Gray, and Industrial Style 	60 lb	FRM413-XXX	\$199	n/a

O-Leg Seated Height Fixed Height Table Frame

Our [O-Leg Seated Fixed Height Table Frame](#) not only provides the perfect home for your favorite office accessories; it is also an ideal companion to our UPLIFT V2 Standing Desk, giving you options to match your frame and desktop.

Plus, with its fixed standing height boasting many of the same ergonomic health benefits as a height-adjustable desk, you can even use it as a personal standing desk for short periods of time.

Specifications

[See complete spec sheet here](#)

- Width: 42" - 80" W
- Height: 29" H with 1" thick desktop
- Levelers: 0.375" adjustment
- Weight Capacity: 355 lb

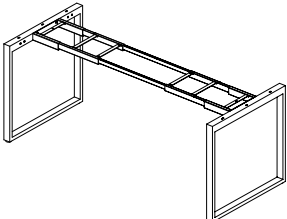
Colors



A GUIDE TO THE O-Leg Seated Height Table Frame SKU

Frame Base SKU Color
FRM405-BLK

This example is for a black 4-Leg Standing Fixed Height Table Frame.

	Additional Information	Weight	SKU	Standalone price	Bundle price
	<ul style="list-style-type: none"> • Material: Steel • Available in Black, White, Gray, and Industrial Style 	55.5 lb	FRM405	\$ 169	n/a

UPLIFT Coffee Table Legs

Whether you're looking for a contemporary or a modern-meets-rustic look, the powder-coated [UPLIFT Coffee Table Legs](#) are endlessly versatile and work with any interior style, wood types, and colors.

These heavy duty, steel legs are ready to turn an old tabletop, reclaimed wood planks, or salvaged wood slab into the coffee table of your dreams.

Our Coffee Table Legs are compatible with all UPLIFT Desk rectangular 24" and 30" deep desktops. We also offer multiple lengths (42" through 80"), making it easy to build your coffee table to fit your space.

Specifications

[See complete spec sheet here](#)

- Dimension: 16.3" H x 22" W x 2.6" D (leg depth)
- Material: 6mm Q235 Steel
- Finish: Black Powder Coat

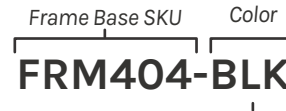
Colors



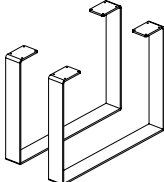
Black
BLK



A GUIDE TO THE UPLIFT Coffee Table Legs SKU



This example is for a black Coffee Table Legs.













	Additional Information	Weight	SKU	Standalone price	Bundle price
 <ul style="list-style-type: none"> • Add your own top • Easy to install • Steel legs • Available in Black 	21 lb	FRM404-BLK	\$109	n/a	



STANDING DESK CONVERTERS

Standing Desk Converters

Standing Desk Converter Comparison Chart

					
E7 Electric Standing Desk Converter	E3 Compact Standing Desk Converter	ATX Standing Desk Converter	Lady Bird Standing Desk Converter	Riser or Clamp Standing Desk Converter	Swing Laptop Sit/Stand Workstation
UDA115	UDA121	UDA123	UDA124	UDA100	UDA126
					
15 year warranty	15 year warranty	15 year warranty	15 year warranty	15 year warranty	15 year warranty
Electric height adjustment	Pneumatic height adjustment	Pneumatic height adjustment	Pneumatic height adjustment	Pneumatic height adjustment	Pneumatic height adjustment
Bamboo, Eco, or Rubberwood worksurface	Steel worksurface	Laminate worksurface	Laminate worksurface	Laminate worksurface	Steel worksurface
Freestanding	Freestanding	Freestanding	Freestanding	Freestanding or clamp mount	Clamp or bolt-through mount
Adjusts workspace electronically with the push of a button	Brings ergonomics to places like kitchens and craft rooms	Arrives fully assembled and includes built-in wire management	Height is infinitely adjustable within the converter's range	Clamp mount option lowers keyboard tray below desk level for ideal posture	Sit or stand while using a laptop. Swing away when not in use.
Height travel: 21"	Height travel: 15.8"	Height travel: 18.3"	Height travel: 12"	Height travel: 16.7"	Height travel: 19"
Weight capacity: 110 lb	Weight capacity: 11 lb	Weight capacity: 39.6 lb	Weight capacity: 33 lb	Weight capacity: 28.6 lb	Weight capacity: 19.8 lb
Worksurface dimensions: 30" W x 21.5" D	Worksurface dimensions: 26.8" W x 13.4" D	Worksurface dimensions: 35.4" W x 20.8" D	Worksurface dimensions: 29.7" W x 19.7" D	Worksurface dimensions: 23.6" W x 15.7" D	Worksurface dimensions: 24.8" W x 13.3" D
ANSI/BIFMA X5.5-2014 Durability Certified	X No certification	ANSI/BIFMA X5.5-2014 Durability Certified	ANSI/BIFMA X5.5-2014 Durability Certified	ANSI/BIFMA X5.5-2014 Durability Certified	X No certification

Continued on next page

Standing Desk Converters



E7 Electric Standing Desk Converter



E3 Compact Standing Desk Converter



ATX Standing Desk Converter



Lady Bird Standing Desk Converter



Riser or Clamp Standing Desk Converter



Swing Laptop Sit/Stand Workstation

UDA115

UDA121

UDA123

UDA124

UDA100

UDA126

Mount single, dual or triple monitors
VESA compatibility: 75mm and 100mm

X No monitor mount

X No monitor mount

X No monitor mount

X No monitor mount

X No monitor mount

Keyboard tray: 28" W x 10.5" D

X No keyboard tray

Keyboard tray: 28.1" W x 11.25" D

Keyboard tray: 29.7" W x 12.4" D

Keyboard tray: 27" W x 10.5" D

X No keyboard tray

√ Keyboard tray adjusts below desk surface

X No keyboard tray

X Keyboard tray does not adjust below desk surface

X Keyboard tray does not adjust below desk surface

√ Keyboard tray adjusts below desk surface

X No keyboard tray

E7 Electric Standing Desk Converter

The [E7 Electric Standing Desk Converter](#) is an electric standing desk converter that adjusts with the push of a button.

Features

- Quickly switch between memorized seated and standing heights with one-touch control
- Detachable, fixed-height keyboard tray lowers below desk level for a truly ergonomic seated position
- Spacious keyboard tray provides ample room for both keyboard and mouse
- Single monitor mount included. Dual and Triple mount sold separately


Specifications

[See complete spec sheet here](#)


- Desktop: 30" W x 21.5" D x 0.75" thick
- Keyboard Tray: 28" W x 10.5" D x 0.75" thick
- Height Range: 23" H (from desk level)
- Weight Capacity: 110 lb
- Dimensions: 26.8" W x 13.4" D
- VESA Mount: 100 x 100 mm & 75 x 75 mm
- Weight Capacity: 17.6 lb per mount

*For monitors 28" or smaller

Surface Style



Base Color



A GUIDE TO THE E7 Electric Standing Desk Converter SKU

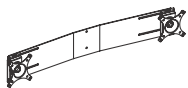
Converter Base SKU Surface Style Frame Color
KIT-UDA115-BAMBOO-BLK

This example is for a bamboo E7 Electric Standing Desk Converter with a black frame.

	Width	Height	Weight Capacity	Material	Weight	SKU	Price
					92 lb	UDA115	\$399

Monitor Mounts

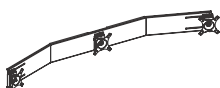
Dual Monitor Mount



30.63"	4.75"	35.2 lb	Powder-Coated Steel	6 lb 5 oz	ACC115	\$49
--------	-------	---------	---------------------	-----------	--------	------

*Options Sold Separately

Triple Monitor Mount



56.8"	5.3"	52.8 lb	Powder-Coated Steel	13.4 lb	ACC116	\$79
-------	------	---------	---------------------	---------	--------	------

*Options Sold Separately

ATX Standing Desk Converter

If you aren't ready to upgrade to a full UPLIFT V2 Standing Desk yet, transform your current desk with the ATX Standing Desk Converter. Arrives fully assembled and ready to use. The single-handed operation creates smooth and quiet adjustments without any predetermined height settings. Enjoy a competitive height range of 18.3" with a single handle operation. Compatible with users from 4' 10" to 6' 2" in height. Safely hold up to 39.6 lb of work equipment. Some users prefer monitor arms, which are options for those who would like to mount a monitor to their desk or converter. Monitor arms support the monitor without taking up additional space on your work surface.



Features


- Heavy-duty lifting power, up to 39.6 lb
- Adjustable height range up to 18.3"
- Attached one or two monitor arms

Specifications

[See complete spec sheet here](#)

- Worksurface: 35.4" W x 21" D
- Keyboard Tray: 28.1" W x 11.25" D
- Height Range: 18.3"
- Weight Capacity: 39.6 lb

Colors



Black
BLK

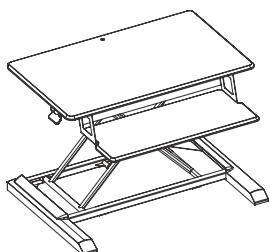
White
WHT

Additional Information

Weight

SKU

Price



- Pneumatic lift
- Available in Black and White

41 lb 6 oz

UDA123

\$289

Lady Bird Standing Desk Converter

The [Lady Bird Standing Desk Converter](#) is a budget-friendly way to switch between sitting and standing while working. If upgrading to a full standing desk like our UPLIFT V2 Standing Desk isn't currently an option for you, a standing desk converter is the next best solution. The overall lifting capacity of 33 lb combined with a 12" adjustable height range is made to fit users between 4' 10" to 6' 1". The single-handle operation allows for smooth and quiet adjustments. Set to any height within the converter's range to fit your personalized needs.

Features

- Lifting power up to 33 lb
- Adjustable height range up to 12"
- Attach one or two monitor arms

Specifications

[See complete spec sheet here](#)

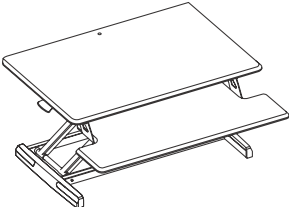
- Worksurface: 29.7" W x 19.7" D
- Keyboard Tray: 29.7" W x 12.4" D
- Height Range: 12"
- Weight Capacity: 33 lb

Colors



Black
BLK



	Additional Information	Weight	SKU	Price
	<ul style="list-style-type: none"> • Pneumatic lift • Available in Black 	30 lb 10 oz	UDA124	\$199

E3 Compact Standing Desk Converter

The [E3 Compact Stand Up Desk Converter](#) converts almost any space into a sit-stand workstation. The converter locks in place at the user's preferred standing heights with minimal manual adjustments. The slim platform saves space and features an 11 pound weight capacity. The E3 arrives fully assembled and comes in white and black color options. Whether you're headed into a meeting or working away from your desk, the E3 allows you the freedom to sit or stand wherever you choose.


Features

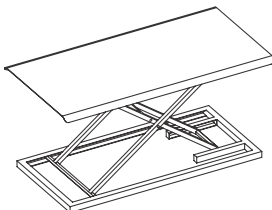
- System adjusts via gas cylinder
- Locks securely in place for stable standing
- Compact scissor lift design saves space when storing
- Less than 1 inch tall when closed
- Adjustable height setting

Specifications

- Worksurface: 26.8" W x 13.4" D
- Height Range: 15.7" H
- Weight Capacity: 11 lb

Colors



	Additional Information	Weight	SKU	Price
	<ul style="list-style-type: none"> • Pneumatic lift • Comes fully assembled • Available in Black and White 	11 lb	UDA121	\$129

Riser or Clamp Standing Desk Converter

The [Standing Desk Converter - Riser or Clamp](#) converts fixed-height surfaces into adjustable height workstations. Easy controls, a large work surface, and an attached keyboard tray help users work in comfort. The converter adjusts for height via a gas cylinder so no electricity is necessary. Choose between freestanding (riser) or clamp mount models. Installing with the clamp mount allows the attached keyboard tray to lower below desk surface for ideal ergonomic typing position, while the freestanding mount allows more freedom and mobility.

Features

- Converts any surface into an adjustable height workstation
- Pneumatic adjustment does not require electrical outlet
- Counterbalances to support weight of equipment
- Clamp mount allows attached keyboard tray to lower below desk surface for ideal ergonomic typing postures
- Freestanding base also available

Specifications

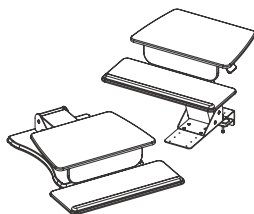
[See complete Riser spec sheet here](#)
[See complete Clamp spec sheet here](#)

- Worksurface: 23.6" W x 15.75" D
- Keyboard Tray: 27" W x 10.5" D
- Height Range: 16.7" H
- Weight Capacity: 28.6 lb
- Desktop Requirements: Riser - 23.5" D and up
Clamp - 19" - 31.5" D

Colors



Black
BLK













Additional Information	Model	Weight	SKU	Price
<ul style="list-style-type: none"> • Pneumatic lift • Available in Black 	Riser Mount	60 lb 8 oz	UDA100-RISER	\$219
	Clamp Mount	52 lb 2 oz	UDA100-CLAMP	\$219

ACCESSORIES



Single Monitor Arm Comparison Chart

				
Zilker Single Monitor Arm	Crestview Single Monitor Arm	Range Single Monitor Arm	Moontower Single Monitor Arm	Enfield Single Monitor Arm
MON001	MON031	MON020	MON051	MON041
				
15 year warranty	15 year warranty	15 year warranty	15 year warranty	15 year warranty
Slim, attractive design	USB Kit add-on option Compatible with a large range of monitors	Long reach Compatible with a large range of monitors	Simple, economic	Elegant, modern design with spring tension indicator
Weight capacity: 4.4 to 11 lb	Weight capacity: 2.2 to 33 lb	Weight capacity: 4.5 to 17.5 lb	Weight capacity: 17.6 lb	Weight capacity: 4.4 lb to 19.8 lb
Supports any monitor size within weight range*	Supports any monitor size within weight range*	Supports any monitor size within weight range*	Supports any monitor size within weight range*	Supports any monitor size within weight range*
Clamp mount: Compatible with 0.75" to 3.75" thick desktops	Clamp mount: Compatible with 0.4" to 3.3" thick desktops	Clamp mount: Compatible with 0.75" to 3.75" thick desktops	Clamp mount: Compatible with 0.4" to 3.4" thick desktops	Clamp mount: Compatible with 0.4" to 3.3" thick desktops
Bolt-through mount: Compatible with 0.6" to 2.13" thick desktops	Bolt-through mount: Compatible with 0.4" to 1.8" thick desktops	Bolt-through mount: Compatible with 0.6" to 2.13" thick desktops	No bolt-through mount	Bolt-through mount: Compatible with 0.4" to 3.1" thick desktops
VESA compatibility: 75mm and 100mm Quick release	VESA compatibility: 75mm and 100mm Quick release	VESA compatibility: 75mm and 100mm Quick release	VESA compatibility: 75mm and 100mm	VESA compatibility: 75mm and 100mm Quick release
Clamp or bolt-through mount (both included)	Clamp or bolt-through mount (both included)	Clamp or bolt-through mount (both included)	Clamp or bolt-through mount (both included)	Clamp or bolt-through mount (both included)
Mechanical spring	Gas spring	Gas spring	Pole mounted	Mechanical spring









Continued on next page

Single Monitor Arm Comparison Chart







				
Zilker Single Monitor Arm	Crestview Single Monitor Arm	Range Single Monitor Arm	Moontower Single Monitor Arm	Enfield Single Monitor Arm
MON001	MON031	MON020	MON051	MON041
Height range: 6.75" to 19" **	Height range: 10" to 23" **	Height range: 4.25" to 18.75" **	Height range: 2.8" to 16.9" **	Height range: 8.7" to 18.5" **
12.25" vertical height adjustment	13" vertical height adjustment	14.5" vertical height adjustment	14.1" vertical height adjustment	9.8" vertical height adjustment
20.5" max forward reach ***	23.5" max forward reach ***	26.64" max forward reach ***	17" max forward reach ***	21.1" max forward reach ***
Side extension: 18.5" ****	Side extension: 20.7" ****	Side extension: 23" ****	Side extension: 14.4" ****	Side extension: 18.3" ****
Collapses down to 3.6"	Collapses down to 4.6"	Collapses down to 4.5"	Collapse down to 6.75"	Collapse down to 4.6"
Swivel of arm at base: 360°, 180°	Swivel of arm at base: 360°, 180°	Swivel of arm at base: 360°, 180°	Swivel of arm at base: 360°, 180°	Swivel of arm at base: 360°, 180°
Monitor tilt range: 60° (+/-30°)	Monitor tilt range: 90° (+/-45°)	Monitor tilt range: 160° (+90°/70°)	Monitor tilt range: 90° (+/-45°)	Monitor tilt range: 80° (+/-40°)
Monitor pan range: 180° (+/-90°)	Monitor pan range: 180° (+/-90°)	Monitor pan range: 180° (+/-90°)	Monitor pan range: 180° (+/-90°)	Monitor pan range: 180° (+/-90°)
Monitor rotation: 360°	Monitor rotation: 180° (+/-90°)	Monitor rotation: 360°	Monitor rotation: 360°	Monitor rotation: 360°
Packaging dimensions: 17.3" x 9.25" x 4.33"	Packaging dimensions: 22.1" x 10" x 4.3"	Packaging dimensions: 19.06" x 12.95" x 5.91"	Packaging dimensions: 19.4" x 7.6" x 5.9"	Packaging dimensions: 17.5" x 9.4" x 5"
Weights 6 lb with clamp, 4 lb 12 oz with bolt-through	Weights 11.2 lb with clamp, 9.1 lb with bolt-through	Weights 9 lb 14 oz with clamp, 8 lb 10 oz with bolt-through	Weights 7.8 lb with clamp, 6.5lb with bolt-through	Weights 6 lb with clamp, 5.25 lb with bolt-through
Bolt hole diameter: 0.4" to 3.2"	Bolt hole diameter: 0.4" to 3.1"	Bolt hole diameter: 0.4" to 3.2"	Bolt hole diameter: 0.4" to 3.1"	Bolt hole diameter: 0.4" to 3.1"

Continued on next page

Dual Monitor Arm Comparison Chart

					
Zilker Dual Monitor Arm	Range Dual Monitor Arm	Crestview Dual Monitor Arm	Crestview Align Dual Monitor Arm	Moontower Dual Monitor Arm	Enfield Dual Monitor Arm
MON002	MON021	MON032	MON033	MON052	MON042
					
15 year warranty	15 year warranty	15 year warranty	15 year warranty	15 year warranty	15 year warranty
Slim, attractive design	Dual long reach	USB Kit add-on option Holds lighter/heavier monitors	USB Kit add-on option Move and keep monitors in line with one motion	Simple, economic	Elegant, modern design with spring tension indicator
Weight capacity: 4.4 to 11 lb per arm	Weight capacity: 4.5 to 17.5 lb per arm	Weight capacity: 2.2 to 33 lb per arm	Weight capacity: 2.2 to 17.6 lb per arm	Weight capacity: 17.6 lb per arm	Weight capacity: 4.4 to 19.8 lb per arm
40" Max Monitor Size*	52" Max Monitor Size*	35" Max Monitor Size*	32" Max Monitor Size*	27" Max Monitor Size*	32" Max Monitor Size*
Clamp mount: Compatible with 0.75" to 3.75" thick desktops	Clamp mount: Compatible with 0.75" to 3.75" thick desktops	Clamp mount: Compatible with 0.4" to 3.3" thick desktops	Clamp mount: Compatible with 0.4" to 3.3" thick desktops	Clamp mount: Compatible with 0.4" to 3.4" thick desktops	Clamp mount: Compatible with 0.4" to 3.3" thick desktops
Bolt-through mount: Compatible with 0.6" to 2.13" thick desktops	Bolt-through mount: Compatible with 0.6" to 2.13" thick desktops	Bolt-through mount: Compatible with 0.4" to 1.8" thick desktops	Bolt-through mount: Compatible with 0.4" to 1.8" thick desktops	Bolt-through mount: Compatible with 0.4" to 3.4" thick desktops	Bolt-through mount: Compatible with 0.4" to 3.1" thick desktops
VESA compatibility: 75mm and 100mm Quick release	VESA compatibility: 75mm and 100mm Quick release	VESA compatibility: 75mm and 100mm Quick release	VESA compatibility: 75mm and 100mm Quick release	VESA Compatibility: 75mm and 100mm	VESA compatibility: 75mm and 100mm Quick release
Clamp or bolt-through mount (both included)	Clamp or bolt-through mount (both included)	Clamp or bolt-through mount (both included)	Clamp or bolt-through mount (both included)	Clamp or bolt-through mount (both included)	Clamp or bolt-through mount (both included)
Mechanical spring	Gas spring	Gas spring	Gas spring	Pole mounted	Mechanical spring
Zilker Dual Monitor Arm	Range Dual Monitor Arm	Crestview Dual Monitor Arm	Crestview Align Dual Monitor Arm	Moontower Dual Monitor Arm	

Continued on next page

					
Zilker Dual Monitor Arm	Range Dual Monitor Arm	Crestview Dual Monitor Arm	Crestview Align Dual Monitor Arm	Moontower Dual Monitor Arm	Enfield Dual Monitor Arm
MON002	MON021	MON032	MON033	MON052	MON042
Height range: 6.75" to 19" **	Height range: 4.75" to 21" **	Height range: 10" to 23" **	Height Range: 10.4" to 23.4" **	Height range: 2.8" to 16.9" **	Height range: 8.7" to 18.5" **
12.25" vertical height adjustment	16.25" vertical height adjustment	13" vertical height adjustment	13" vertical height adjustment	14.1" vertical height adjustment	9.8" vertical height adjustment
20.5" max forward reach***	26.64" max forward reach***	23.5" max forward reach***	24.8" max forward reach***	17.6" max forward reach***	21.1" max forward reach***
Side extension: 19.75" ****	Side extension: 26" ****	Side extension: 22.2" ****	Side extension: 35.8" ****	Side extension: 14.4" ***	Side extension: 20" ***
Collapses down to 3.6"	Collapses down to 4.5"	Collapses down to 4.6"	Collapses down to 5.25" (9.25" with handle)	Collapses down to 6"	Collapses down to 4.6"
Swivel of arm at base: 360°, 180°	Swivel of arm at base: 360°, 180°	Up to 270° degrees swivel per arm	Swivel of arm at base: 360°, 180°	Swivel of arm at base: 180°	Swivel of arm at base: 360°, 180°
Monitor tilt range: 60° (+/-30°)	Monitor tilt range: 160° (+90°/-70°)	Monitor tilt range: 90° (+/-45°)	Monitor tilt range: 20° (+/-10°)	Monitor tilt range: 90° (+/- 45°)	Monitor tilt range: 80° (+/- 40°)
Monitor pan range: 180° (+/-90°)	Monitor pan range: 180° (+/-90°)	Monitor pan range: 180° (+/-90°)	Monitor pan range: 20° (+/-10°)	Monitor pan range: 180° (+/-90°)	Monitor pan range: 180° (+/-90°)
Monitor rotation: 360°	Monitor rotation: 360°	Monitor rotation: 180°(+/-90°)	Monitor rotation: 360°	Monitor rotation: 360°	Monitor rotation: 360°
Packaging dimensions: 17.13" x 12.4" x 5.43"	Packaging dimensions: 23.07" x 14.13" x 5.94"	Packaging dimensions: 25.4" x 14" x 4.7"	Packaging dimensions: 35.2" x 8.9" x 5.9"	Packaging dimensions: 27.1" x 7.6" x 5.9"	Packaging dimensions: 17.5" x 13.2" x 5"
Weights 9lb 13 oz with clamp, 8lb 10 oz with bolt-through	Weights 9lb 13 oz with clamp, 8lb 10 oz with bolt-through	Weights 9lb 13 oz with clamp, 8lb 10 oz with bolt-through	Weights 9lb 13 oz with clamp, 8lb 10 oz with bolt-through	Weights 9lb 13 oz with clamp, 8lb 10 oz with bolt-through	Weights 9lb 8 oz with clamp, 9lb 8 oz with bolt-through
Bolt hole diameter: 0.4" to 3.2"	Bolt hole diameter: 0.4" to 3.2"	Bolt hole diameter: One hole: 2.2" to 3.1" Two holes: .4" to 1.3" each, spaced 1.7" apart	Bolt hole diameter: 0.4" to 3.1"	Bolt hole diameter: 0.4" to 3.1"	Bolt hole diameter: 0.4" to 3.1"

Continued on next page

Triple, Quad, and Six Monitor Arm Comparison Chart




Crestview Align Triple Monitor Arm



Moontower Triple Monitor Arm



Moontower Quad Monitor Arm



Moontower Six Monitor Arm

MON034

MON053

MON054

MON056



15 year warranty

15 year warranty

15 year warranty

15 year warranty

USB Kit add-on option
Move and keep monitors
in line with one motion

Simple, economic

Simple, economic

Simple, economic

Weight capacity:
2.2 to 13.2 lb per arm

Weight capacity:
17.6 lb per arm

Weight capacity:
17.6 lb per arm

Weight capacity:
14.3 lb per arm

27" Max Monitor Size*

27" Max Monitor Size*

27" Max Monitor Size*

27" Max Monitor Size*

Clamp mount: Compatible with
0.4" to 3.3" thick desktops
Bolt-through mount: Compatible
with 0.4" to 1.8" thick desktops

Compatible with
0.4" to 3.4" thick desktops

Compatible with
0.4" to 3.4" thick desktops

Compatible with
0.4" to 3.4" thick desktops

VESA Compatibility: 75mm and
100mm Quick Release

VESA Compatibility:
75mm and 100mm

VESA Compatibility:
75mm and 100mm

VESA Compatibility:
75mm and 100mm

Clamp or bolt-through Mount
(both included)

Clamp or bolt-through Mount
(both included)

Clamp or bolt-through Mount
(both included)

Clamp or bolt-through Mount
(both included)

Gas Spring

Pole Mounted

Pole Mounted

Pole Mounted

Height Range: 10.4" to 23.4" **

Height Range: 2.8" to 16.9" **

Height Range: 2.8" to 29.1" **

Height Range: 2.8" to 29.1" **

13" vertical height adjustment

14.1" vertical height adjustment

26.3" vertical height adjustment

26.3" vertical height adjustment

24.8" max forward reach***

29.5" max forward reach***


17.6" max forward reach***

29.5" max forward reach***

Continued on next page




Crestview Align Triple Monitor Arm



Moontower Triple Monitor Arm



Moontower Quad Monitor Arm



Moontower Six Monitor Arm

MON034	MON053	MON054	MON056
Side extension: 47.5" ****	Side extension: 26.3" ****	Side extension: 14.4" ****	Side extension: 26.3" ****
Collapses down to 5.25" (9.25" with handle)	Collapses down to 6"	Collapses down to 6"	Collapses down to 6"
Swivel of arm at base: 360°, 180°	Swivel of arm at base: 180°	Swivel of arm at base: 180°	Swivel of arm at base: 180°
Monitor tilt range: 20° (+/-10°)	Monitor tilt range: 90° (+/- 45°)	Monitor tilt range: 90° (+/- 45°)	Monitor tilt range: 90° (+/- 45°)
Monitor pan range: 20° (+/-10°)	Monitor pan range: 180° (+/-90°)	Monitor pan range: 180° (+/-90°)	Monitor pan range: 180° (+/-90°)
Monitor rotation: 360°	Monitor rotation: 360°	Monitor rotation: 360°	Monitor rotation: 360°
Packaging dimensions: 24.5" x 12.6" x 5.7"	Packaging dimensions: 32.4" x 7.6" x 5.9"	Packaging dimensions: 31.2" x 11.1" x 5.9"	Packaging dimensions: 31" x 14" x 5.9"
Weighs 9lb 13 oz with clamp, 8lb 10 oz with bolt-through	Weighs 9lb 13 oz with clamp, 8lb 10 oz with bolt-through	Weighs 9lb 13 oz with clamp, 8lb 10 oz with bolt-through	Weighs 9lb 13 oz with clamp, 8lb 10 oz with bolt-through
Bolt hole diameter: 0.4" to 3.1"	Bolt hole diameter: 0.4" to 3.1"	Bolt hole diameter: 0.4" to 3.1"	Bolt hole diameter: 0.4" to 3.1"

* With monitor at back of desk, max monitor width will decrease as the arms are pulled forward

** Height range measured from desk surface to center of monitor mount

*** Max forward reach measured from center of post to VESA plate

**** Side extension is how far the monitor arm can extend out to the left or right. It is measured from the center of the post/base to the center of the VESA plate

Range Single Monitor Arm

The [Range Single Monitor Arm](#) supports single monitors weighing between 4.5-17.5 pounds and its counterbalance system allows easy fingertip adjustment of height and depth. Built-in cable management allows users to route and hide monitor cords. Installs to desks via a stable clamp mount and fits desktops up from .75" - 3.75" thick. VESA compatible 75 mm and 100 mm.

Features

- Counterbalance system allows fingertip adjustment
- Built-in cable management
- Quick-release VESA mounts
- 180-degree stopping pin limits arm movement in space-constrained environments. Remove pin for 360 degrees of motion

Specifications

[See complete spec sheet here](#)

- Height Adjustment Range: 4.25" - 18.75" H
- Depth Adjustment Range: 27.5" D
- Display Rotation Range: 360° rotation range
180° pan range
- VESA Mount: 100 x 100 mm & 75 x 75 mm
- Monitor Weight: 4.5 - 17.5 lb

**Use bolt thru mount for desktops .6" - 2.1" thick and clamp mount for desktops .75" - 3.75" thick*

Colors

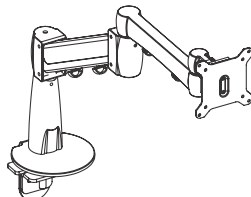


Black
BLK

Gray
GRY

White
WHT



	Additional Information	Weight	SKU	Standalone price	Bundle price
	<ul style="list-style-type: none"> • 360° rotation • Wire management • Available in Black, Gray and White 	4 lb	UPL023	\$39	\$39
		<ul style="list-style-type: none"> 9 lb 14 oz (with Clamp Mount) 8 lb 10 oz (with Bolt-Thru Mount) 	MON0020	\$139	\$109

Range Dual Monitor Arm

The [Range Dual Monitor Arm](#) secures and elevates dual monitor setups for comfortable viewing via a stabilizing counterbalance system that offers fingertip height and depth adjustment. It's designed to hold screens between 4.5-17.5 pounds on each arm and comes with integrated cable management. The arm installs via a stable clamp mount that fits desktops from .75" - 3.75" thick. VESA compatible 75 mm and 100 mm.

Features

- Counterbalance system allows fingertip adjustment
- Quick-release VESA mounts
- Built-in cable management
- 180-degree stopping pin limits arm movement in space-constrained environments. Remove pin for 360 degrees of motion



Specifications

[See complete spec sheet here](#)

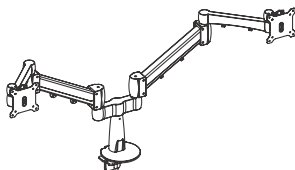
- Height Adjustment Range: 4.75" - 21" H
- Depth Adjustment Range: 27.5" D
- Display Rotation Range: 360° rotation range
180° pan range
- VESA Mount: 100 x 100 mm & 75 x 75 mm
- Monitor Weight: 4.5 - 17.5 lb per arm

**Use bolt thru mount for desktops .6" - 2.1" thick and clamp mount for desktops .75" - 3.75" thick*

Colors



Black BLK Gray GRY White WHT

	Additional Information	Weight	SKU	Standalone price	Bundle price
	<ul style="list-style-type: none"> • 360° rotation • Wire management • Available in Black, Gray and White 	20 lb 8 oz (with Clamp Mount) 17 lb 14 oz (with Bolt-Thru Mount)	MON0021	\$179	\$159

Zilker Single Monitor Arm

The dynamic [Zilker Single Monitor Arm](#) lets you position your screen at a comfortable and ergonomically correct working distance, height, and angle. The Zilker Single Monitor Arm supports monitors from 4.4 lb - 11 lb on a gas spring mechanism for smooth travel between 6.75" - 19" high (a 12.25" range from the center of the VESA plate to the desktop). A sturdy clamp mount installs quickly on desktops ranging from 0.75" - 3.75" thick; also includes an optional bolt-through mounting kit for holes 0.4" - 3.15" in diameter and desks ranging from 0.6" - 2.13" thick.

The rotation stop pin prevents the monitor arm from swiveling past the back edge of your desk, or remove the pin to let it rotate 360 degrees. Built-in cord management streamlines cables for a clutter-free workspace. Available in four colors so you can coordinate with your standing desk frame.

Features

- Rotate 360 degrees to share your screen with neighbors
- Stay organized with built-in cable management
- Ergonomic angle reduces neck strain
- Quick-release VESA mounts


[See complete spec sheet here](#)

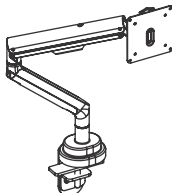
Specifications

- Height Adjustment Range: 6.75" - 19" H
- Depth Adjustment Range: 20" D
- Display Rotation Range: 360°
- VESA Mount: 100 x 100 mm & 75 x 75 mm
- Monitor Weight: 4.4 - 11 lb

**Use bolt thru mount for desktops .6" - 2.1" thick and clamp mount for desktops .75" - 3.75" thick*

Colors



	Additional Information	Weight	SKU	Standalone price	Bundle price
	<ul style="list-style-type: none"> • 360° rotation • Wire management • Available in Black, Gray, White and Industrial 	6 lb (with Clamp Mount)	4 lb 12 oz (with Bolt-Thru Mount)	MON001	\$109 \$89

Zilker Dual Monitor Arm

With the [Zilker Dual Monitor Arm](#), control two screens while you work, changing monitor angles, heights, and distances with this sleek monitor arm. Or add a laptop mount to give your laptop a boost. Give monitors from 4.4 lb - 11 lb the ability to glide above your desk—as well as raise from 6.88" - 19.38" (as measured from the desktop to the center of the VESA mount). Installation is easy. The monitor arm securely clamps onto the back edge of desktops 0.75" - 3.75" thick—or can be bolt-mounted through holes 0.4" - 3.15" in diameter on 0.6" - 2.13" thick desktops.

Rotation stop feature also allows you to halt your arms at the back edge of the desk to avoid hitting objects. Remove the locking pin to rotate 360 degrees. Place all your cables into the integrated wire management clips for a clean, streamlined look.

Attach your monitors to the arm using the quick-release VESA mount.



Features

- Save desktop space by lifting two monitors off the desktop
- Control two screens and increase productivity
- Four colors available to coordinate with your space
- Quick-release VESA mounts

Specifications

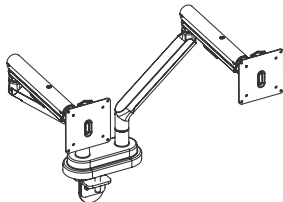
[See complete spec sheet here](#)

- Height Adjustment Range: 6.88" - 19.38" H
- Depth Adjustment Range: 20" D
- Display Rotation Range: 360°
- VESA Mount: 100 x 100 mm & 75 x 75 mm
- Monitor Weight: 4.4 - 11 lb per arm

**Use bolt thru mount for desktops .6" - 2.1" thick and clamp mount for desktops .75" - 3.75" thick*

Colors



	Additional Information	Weight	SKU	Standalone price	Bundle price
	<ul style="list-style-type: none"> • 360° rotation • Wire management • Available in Black, Gray, White and Industrial 	9 lb 13 oz (with Clamp Mount)	8 lb 10 oz (with Bolt-Thru Mount)	MON002 \$169	\$139

Crestview Single Monitor Arm

The [Crestview Single Monitor Arm](#) enables a monitor to be ergonomically positioned for increased comfort and productivity while working. Adjust the height, tilt, distance, and alignment of screens to reduce stress on the neck, shoulders, and torso—and to keep eyes from straining to see a monitor that is too far away.

Features

- Integrated wire management
- Vertical adjustment range of 13"
- Two mounting methods and hardware included
- Pivot a complete 360 degrees or engage the 180 degree stopping feature
- Available in 3 configurations: Single (the model shown in this page), Dual, and Align Dual

Specifications

[See complete spec sheet here](#)

- Height Adjustment Range: 10" - 23" H
- Depth Adjustment Range: 23.5" D
- Display Rotation Range: 180(+/-90)° rotation range
20° pan range
- VESA Mount: 100 x 100 mm & 75 x 75 mm
- Monitor Weight: 2.2 - 33 lb

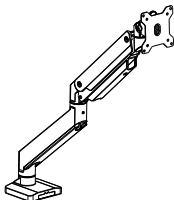
**Use bolt thru mount for desktops .6" - 2.1" thick and clamp mount for desktops .75" - 3.75" thick*

Colors



Black BLK Gray GRY White WHT



	Additional Information	Weight	SKU	Standalone price	Bundle price
	<ul style="list-style-type: none"> • Float monitor above desktop • Wire management • Available in Black, Gray and White 	11.2 lb (with Clamp Mount)	9.1 lb (with Bolt-Thru Mount)	MON031 \$119	\$118

Crestview Dual Monitor Arm

The [Crestview Dual Monitor Arm](#) enables two monitors to be ergonomically positioned for increased productivity and comfort. Adjust the distance, alignment, height, and tilt of monitors to reduce stress on the shoulders, torso, and neck—and to reduce eye strain from monitors that are too far away.

Features

- Ergonomically position two monitors at approximately fingertip reach
- Float monitors above desktop surface
- Integrated wire management
- Vertical adjustment range of 13"
- Available in 3 configurations: Single, Dual (the model shown on this page), and Align Dual




Specifications

[See complete spec sheet here](#)

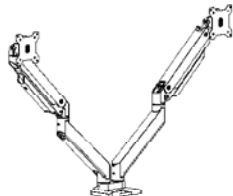
- Height Adjustment Range: 10" - 23" H
- Depth Adjustment Range: 23.5" D
- Display Rotation Range: 180(+/-90)° rotation range
- VESA Mount: 100 x 100 mm & 75 x 75 mm
- Monitor Weight: 2.2 - 33 lb per arm

**Use bolt thru mount for desktops .6" - 2.1" thick and clamp mount for desktops .75" - 3.75" thick*

Colors



Black Gray White

	Additional Information	Weight	SKU	Standalone price	Bundle price
	<ul style="list-style-type: none"> • Vertical adjustment range of 13" • Wire management • Available in Black, Gray and White 	18.1 lb (with Clamp Mount)	16.1 lb (with Bolt-Thru Mount)	MON032 \$179	\$179

Crestview Align Dual Monitor Arm

The [Crestview Align Dual Monitor Arm](#) enables monitors to be ergonomically positioned for increased comfort and productivity while working. Adjust the height, tilt, distance, and alignment of screens to reduce stress on the neck, shoulders, and torso—and to keep eyes from straining to see a monitor that is too far away.

Features

- Place your monitors at an ergonomically correct distance from your eyes
- Arm pivots 360 degrees at the base with a 180 degree stopping feature
- Integrated wire management to keep your workspace looking tidy
- 13" of vertical adjustment is provided by a gas spring
- Available in 3 configurations: Single, Dual, and Align Dual (the model shown on this page)



Specifications

[See complete spec sheet here](#)

- Height Adjustment Range: 10.4" - 23.4" H
- Depth Adjustment Range: 24.8" D
- Display Rotation Range: 360° rotation range
20° pan range
- VESA Mount: 100 x 100 mm & 75 x 75 mm
- Monitor Weight: 2.2 - 17.6 lb per arm

**Use bolt thru mount for desktops .6" - 2.1" thick and clamp mount for desktops .75" - 3.75" thick*

Colors



Black Gray White

	Additional Information	Weight	SKU	Standalone price	Bundle price
	<ul style="list-style-type: none"> • Convenient tool holder • Wire management • Available in Black, Gray and White 	15.1 lb (with Clamp Mount)	12.9 lb (with Bolt-Thru Mount)	MON033	\$179 \$168



Big Standard Keyboard Tray



Big Ultra-Thin Keyboard Tray



Switch Ultra-Thin Keyboard Tray

KIT-KBT-Standard

KIT-KBT-Ultrathin

KBT008



15 year warranty

15 year warranty

15 year warranty

Tray material: MDF (black and white), bamboo

Tray material: Phenolic resin

Tray material: Phenolic resin

Platform dimensions: 27" W x 11" D

Platform dimensions: 27" W x 11" D

Platform dimensions: 19.75" W x 12.25" D

Platform thickness: 0.37"

Platform thickness: 0.25"

Platform thickness: 0.25"

8" diameter mousepad

8" diameter mousepad

8" diameter mousepad

Track length: 21" (standard)
11" (limited depths)

Track length: 21" (standard)
11" (limited depths)

Track length: 21" (standard)
11" (limited depths)

Mechanism weight capacity: 10 lb

Mechanism weight capacity: 10 lb

Mechanism weight capacity: 10 lb

Mechanism swivel: 360°

Mechanism swivel: 360°

Mechanism swivel: 360°

Mechanism color: black

Mechanism color: black

Mechanism color: black

Mechanism material: steel

Mechanism material: steel

Mechanism material: steel

Quick-Adjust Mechanism specs

Total height range: 8"

Height above desktop: 3"

Height below desktop: 5"

Tilt adjustment: -20° / +10°

Quick-Adjust Mechanism specs

Total height range: 8"

Height above desktop: 3"

Height below desktop: 5"

Tilt adjustment: -20° / +10°

Quick-Adjust Mechanism specs

Total height range: 8"

Height above desktop: 3"

Height below desktop: 5"

Tilt adjustment: -20° / +10°

Continued on next page



Big Standard Keyboard Tray



Big Ultra-Thin Keyboard Tray



Switch Ultra-Thin Keyboard Tray

KIT-KBT-Standard

KIT-KBT-Ultrathin

KBTO08

Economy Mechanism specs

Total height range: 6"

Height above desktop: 1.75"

Height below desktop: 4.25"

Tilt adjustment: -15° / +15°

Economy Mechanism specs

Total height range: 6"

Height above desktop: 1.75"

Height below desktop: 4.25"

Tilt adjustment: -15° / +15°

Economy Mechanism specs

Total height range: 6"

Height above desktop: 1.75"

Height below desktop: 4.25"

Tilt adjustment: -15° / +15°

Meets BIFMA x 5.5-1998 Standards

Meets BIFMA x 5.5-1998 Standards

Meets BIFMA x 5.5-1998 Standards



Quick-Adjust Mechanism



Economy Mechanism

KBT009

KBT010



15 year warranty

15 year warranty

Adjust height and tilt by lifting the tray

Adjust height and tilt with a knob

Steel

Steel

Track length:
21" (standard)
11" (for limited space)

Track length:
21" (standard)
11" (for limited space)

Height range with 1 desktop Total: 8"
Above Desktop: 3"
Below Desktop: 5"

Height range with 1 desktop Total: 6"
Above Desktop: 1.75"
Below Desktop: 4.25"

Weight capacity: 10 lb

Weight capacity: 10 lb

-20° to +10° tilt

-15° to +15° tilt

360° swivel

360° swivel

Meets BIFMA x 5.5-1998 Standards

Meets BIFMA x 5.5-1998 Standards

Big Standard Keyboard Tray System

The [Big Standard Keyboard Tray System](#) positions your keyboard height, depth, and angle for optimal ergonomics, resulting in maximum comfort and productivity. A 27" keyboard platform is large enough to fit your mouse and keyboard side-by-side securely. Locating your keyboard and mouse closer to your lap height is better for ergonomics.



Features

- Includes two tracks: 21" (standard) & 11" (for limited depths)
- Choice of mechanism
- Positive and negative tilt adjustment
- Removable wrist rest and mouse pad

Specifications

[See complete spec sheet here](#)

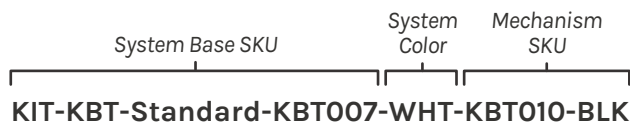
- Material: MDF (Black & White)
Bamboo (Bamboo)
- Tray Dimensions: 27" W x 11.1" D
- Tray Thickness: 3/8"
- Mouse Pad: 8" diameter
- Height Adjustment: Quick-Adjust Mech: 8" (3" above/5" below)
Economy Mech: 6" (1.75" above/4.25" below)
- Track Lengths: 21" (standard) & 11" (for limited depths)
- Tilt Angles: Quick-Adjust Mech: -20° to +10°
Economy Mech: -15° to +15°
- Swivel: 360°

Colors

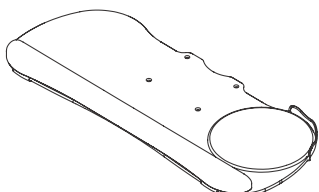


A GUIDE TO THE

Big Standard Keyboard Tray System SKU



This example is for a black Big Standard Keyboard Tray System with an Economy Mechanism.

Additional Information	Weight	SKU	Standalone price	Bundle price
 <ul style="list-style-type: none"> • Exceeds ANSI/BIFMA standards • Available in Black, White, and Bamboo 	3.5 lb	KBT007-BLK	\$118	\$133 (with Economy Mechanism)
	3.5 lb	KBT007-WHT	\$118	\$133 (with Economy Mechanism)
	3.13 lb	KBT007-BMB	\$138	\$153 (with Economy Mechanism)
	3.5 lb	KBT007-BLK	\$118	\$178 (with Quick-Adjust Mechanism)
	3.5 lb	KBT007-WHT	\$118	\$178 (with Quick-Adjust Mechanism)
	3.13 lb	KBT007-BMB	\$138	\$198 (with Quick-Adjust Mechanism)

Big Ultra-Thin Keyboard Tray System

Big Ultra-Thin Keyboard Tray Systems helps you achieve your ideal ergonomic position. Customize the location of your keyboard's height, depth, and angle. Platform tilt angle was designed to move the keyboard away from your body to ensure an ergonomically correct typing posture. Our premium, ultra-thin .25" thick phenolic keyboard tray includes a 27" wide platform and is large enough to fit your mouse and keyboard on the same surface.

Features

- Includes two tracks: 21" (standard) & 11" (for limited depths)
- Choice of mechanism
- Positive and negative tilt adjustment
- Removable wrist rest and mouse pad

Specifications

[See complete spec sheet here](#)

- Tray Dimensions: 27" W x 11.1" D
- Tray Thickness: 0.25"
- Mouse Pad: 8" diameter
- Height Adjustment: Quick-Adjust Mech: 8" (3" above/5" below)
Economy Mech: 6" (1.75" above/4.25" below)
- Track Lengths: 21" (standard) & 11" (for limited depths)
- Tilt Angles: Quick-Adjust Mech: -20° to +10°
Economy Mech: -15° to +15°
- Swivel: 360°

Colors



Black
BLK White
WHT

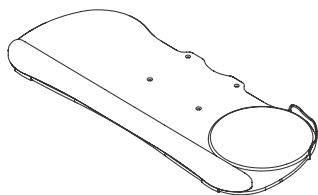


A GUIDE TO THE Big Ultra-Thin Keyboard Tray System SKU



This example is for a black Big Ultra-Thin Keyboard Tray System with an Economy Mechanism.

Additional Information	Weight	SKU	Standalone price	Bundle price
• Exceeds ANSI/BIFMA standards	4.25 lb	KBT006	\$128	\$143 (with Economy Mechanism)
• Available in Black and White	4.25 lb	KBT006	\$128	\$188 (with Quick-Adjust Mechanism)



Switch Ultra-Thin Keyboard Tray System

The dual platform [Switch Ultra-Thin Keyboard Tray System](#) keeps arms, hands, and wrists in comfortable positions for typing and mousing. Featuring an 8" height adjustment range, the tray allows for tilt adjustments from 10° positive to 20° negative. A detachable mouse platform can be moved to either side for ambidextrous mousing. The Switch has 360° of swivel for easy under-desk storage and comes with a removable wrist rest and mouse pad for a complete ergonomic setup.

Features

- Includes two tracks: 21" (standard) & 11" (for limited depths)
- Choice of mechanism
- Positive and negative tilt adjustment
- Removable wrist rest and mouse pad

Specifications

[See complete spec sheet here](#)

- Material: Phenolic Resin
- Tray Dimensions: 19.75" W x 12.25" D
- Tray Thickness: 0.25"
- Mouse Pad: 8" diameter
- Height Adjustment: Quick-Adjust Mech: 8" (3" above/5" below)
Economy Mech: 6" (1.75" above/4.25" below)
- Track Lengths: 21" (standard) & 11" (for limited depths)
- Tilt Angles: Quick-Adjust Mech: -20° to +10°
Economy Mech: -15° to +15°
- Swivel: 360°

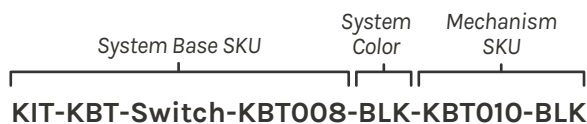
Colors



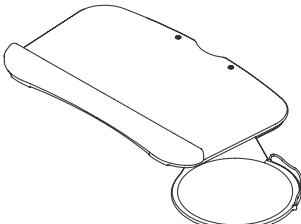
Black
BLK



A GUIDE TO THE Switch Ultra-Thin Keyboard Tray System SKU

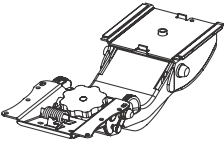
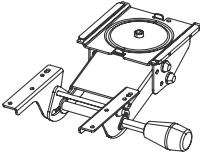
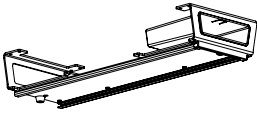
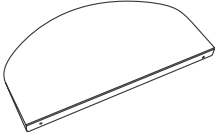


This example is for a black Switch Ultra-Thin Keyboard Tray System with an Economy Mechanism.

Additional Information	Weight	SKU	Standalone price	Bundle price
 <ul style="list-style-type: none"> • Exceeds ANSI/BIFMA standards • Available in Black 	7.63 lb	KBT008	\$148	\$163 (with Economy Mechanism)
	7.63 lb	KBT008	\$148	\$208 (with Quick-Adjust Mechanism)

Keyboard Tray Accessories

Available for all keyboard trays

Quick-Adjust Mechanism	Dimensions	Tilt	Height Range	Weight Capacity	Material	Weight	SKU	Price
	16" - 21.5" L	-20° to +10°	8"	10 lb	Steel	7.13 lb	KBT009	\$50
								*Options Sold Separately
Economy Mechanism								
	12.1" - 18.1" L	-15° to +15°		10 lb	Steel	3.63 lb	KBT010	\$0
								*Options Sold Separately
Track Spacer								
	7.5" W x 2.8" H			50 lb	Steel, Plastic	4 lb	ACC005	\$49
								*Options Sold Separately
Corner Sleeve								
	19.5" L x 11" D				Powder-Coated Steel		UPL143~1-1.5 (desktops 1-1.5" thick)	\$49
	19.5" L x 11" D				Powder-Coated Steel		UPL143~1.5-2.5 (desktops 1.5-2.5" thick)	\$49
								*Options Sold Separately

CPU Holder

The **CPU Holder** secures and elevates computer towers, getting them off the floor and out of the way and protecting them when raising and lowering sit-stand desks. A swivel mechanism offers 360° swivel for lightning-quick adjustments and access to ports. Constructed for versatility and durability, the holder boasts a 50 pound weight capacity and comes with a track spacer for easy mounting on desks with limited depth.

Features

- Mounts to underside of desk
- Swivels 360°
- Retracts along track for easy adjustment and access to ports

Specifications

[See complete spec sheet here](#)

- Width: 3.75" - 8.25" W
- Height: 12.25" - 20.5" H
- Track Length: 16" L
- Swivel: 360°
- Weight Capacity: 50 lb

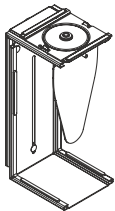
Colors



Black
BLK

New line
art not
available



	Additional Information	Material	Weight	SKU	Standalone price	Bundle price
	<ul style="list-style-type: none"> • Available in Black • Supports Computers up to 50lb • Track Spacer included • 360° Swivel 	Steel, Plastic	9 lb	CPU128	\$110	\$89

UPLIFT Desk Extension

Combine the [UPLIFT Desk Extension](#) with the sturdy patent-pending mounting system on our UPLIFT V2 frame, and you can enjoy the benefits of more desk space in record time. Extend one or both sides of your desk by 12 inches. Each 12" W x 30" D extension provides 2.5 square feet of extra workspace.

A neoprene rubber pad top surface helps keep desktop items in place, reduces scratching, and minimizes noise. Pad is removable, or use the included adhesive backing to attach permanently

Place your large computer on top or underneath. The top makes a perfect place for a large computer. Or it's designed to work with our UPLIFT Desk CPU holder.



Features

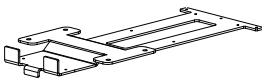
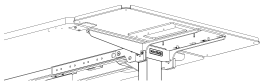
- Holds up to 60 lb with included U-supports installed
- Holds up to 30 lb without included U-supports installed
- Perfect place for a large computer
- Only compatible with UPLIFT V2 frames
- Color choices to perfectly match your UPLIFT V2 desk frame

Specifications

- Tray Size: 12" W x 30" D
- Tray Material: Formed steel sheet
- Pad Material: 3mm black neoprene with adhesive backing
- Finish: Powder coat Paint
- Colors: Black, Gray, White, Industrial













Colors



CPU Adapter	Additional Information	Weight	SKU	Standalone price	Bundle price
	<ul style="list-style-type: none"> • Available in Black 	2.6 lb	CPU002	n/a	\$29
UPLIFT Desk Extension 	<ul style="list-style-type: none"> • Extend one or both sides • Holds up to 60 lbs with included U-supports (30 lb without included U-support) • Available in Black, Gray, White and Industrial 	32.1 lb	ACC036	\$139	\$119



MATS + BOARDS +
+ FOOTRESTS

					
Bamboo Motion-X Board	Bamboo Rocker-X Board	E7 Motion Board	Fit Motion Board	E3 Motion Board	E3 Adjustable Footrest
MVT012	MVT005	MVT002	MVT007	MVT001	ACC019
					
15 year warranty	15 year warranty	15 year warranty	15 year warranty	15 year warranty	15 year warranty
Board dimensions: 27" L x 12.5" W x 2.3" H	Board dimensions: 27" L x 12.5" W x 2.3" H	Board dimensions: 22" L x 17.75" W x 3" H	Board dimensions: 19.7" L x 13.8" W x 2.4" H	Board dimensions: 25.75" L x 10.1" W x 3.25" H	Board dimensions: 15" L x 13.7" W x 3.2" H
Weight capacity: 250lb	Weight capacity: 250lb	Weight capacity: 250lb	Weight capacity: 350lb	Weight capacity: 230lb	N/A
Range of motion: Balance, rock, tilt, and swivel in all directions	Range of motion: Rock from side to side	Range of motion: Balance, rock, and tilt	Range of motion: Rock, tilt, twist, swivel, and rotate in all directions; tilt 5 to 8 degrees with bumpers	Range of motion: Balance, rock, tilt, and swivel in all directions	Range of motion: Tilts 6, 12, 16, and 25 degrees
100% bamboo deck with molded plastic base	100% bamboo deck with molded plastic base	Faux leather and molded plastic base	Steel, molded plastic, rubber, and wool felt	Molded ABS plastic	Molded lastic with rubber groove surface
√ Optional Comfort Mat	√ Optional Comfort Mat	X No Comfort Mat	X No Comfort Mat	X No Comfort Mat	X No Comfort Mat
√ Optional 6-Pack Rack	√ Optional 6-Pack Rack	X No 6-Pack Rack	X No 6-Pack Rack	X No 6-Pack Rack	X No 6-Pack Rack

Bamboo Rocker-X Board

The [Bamboo Rocker-X Board](#) lets users get on their feet and rock from side to side, helping improve circulation and boost energy throughout the day.

The Rocker board is a gentler motion board alternative to our Motion-X Board, which provides a 360-degree range of motion and requires active heel/toe weight distribution. The Rocker-X simply rocks side-to-side, allowing you to get the benefits of added motion within a more stable range of movement.

Features

- Allows more movement at standing desks
- Optional rubber bumpers for extra stability and bump protection
- Optional add-on comfort mat reduces fatigue

Specifications

[See complete spec sheet here](#)

- Dimensions: 12.5" W x 27" D x 2.3" H
- Weight Capacity: 250 lb


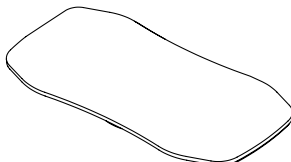
Colors



Bamboo



Options Sold Separately

Comfort Mat	Additional Information	Color	Thickness	Width	Material	Weight	SKU	Standalone price	Bundle price
		Black	.37"	26"	TPE		ACC038-9MM	\$30	\$30
Bamboo Rocker-X Board									
	<ul style="list-style-type: none"> • Deck Material: Genuine Bamboo • Base Material: Plastic & Rubber 					5 lb	MVT012-BMB	\$89	\$64

Bamboo Motion-X Board

The [Bamboo Motion-X Board](#) lets users balance, tilt, and rock while standing in place at sit-stand desks, boosting energy and improving circulation. Featuring a low-profile design, the Motion X Board's deck is made from genuine and sustainable bamboo. A molded plastic base underneath allows for gentle rocking movements, while molded high durometer rubber bumpers protect against bumps. An anti-fatigue comfort mat can be added to the top of the board for additional support.



Features

- Allows more movement at standing desks
- Optional rubber bumpers for extra stability and bump protection
- Optional add-on comfort mat reduces fatigue

Specifications

[See complete spec sheet here](#)


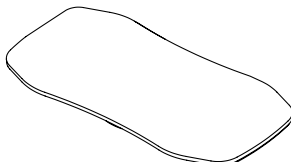
- Dimensions: 12.5" W x 27" D x 2.3" H
- Weight Capacity: 250 lb

Colors



Bamboo

Options Sold Separately

Comfort Mat	Additional Information	Color	Thickness	Width	Material	Weight	SKU	Standalone price	Bundle price
		Black	.37"	26"	TPE		ACC038-9MM	\$30	\$88
	<ul style="list-style-type: none"> • Deck Material: Genuine Bamboo • Base Material: Plastic & Rubber 					5 lb	MVT005-BMB	\$89	\$64

6-Pack Rack for Motion-X and Rocker-X Boards

The [Motion-X 6-Pack Rack](#) stores and displays up to six bamboo Motion-X boards with this sleek and minimalistic design. Reduce the clutter in your office with a centrally located rack for your motion boards. Neoprene-covered brackets protect the Motion-X board bases from damage while keeping them secure.

Buy packs of 6 Bamboo Motion-X Boards to share with your team and keep them organized while they are not in use.

Features

- Solid 3/4" thick bamboo construction
- Conveniently portable for easy mobility and storage
- Elegant bamboo design with black accents match the boards design

Specifications

[See complete spec sheet here](#)

- Dimensions: 27.5" W x 15.75" D x 47.6" H
- Material: Bamboo & black powder coated hardware

Colors



Bamboo



Options Sold Separately

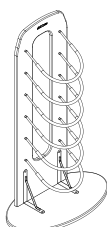
Bamboo Motion-X Board 6-Pack	Options	Color	Thickness	Width	Material	Weight	SKU	Standalone price	Bundle price
	No Comfort Mat	Bamboo	.37"	26"	TPE		MVT005	\$474	\$384
	With Comfort Mat	Bamboo	.37"	26"	TPE		MVT005	\$594	\$528

Bamboo Rocker-X Board 6-Pack



No Comfort Mat	Bamboo	.37"	26"	TPE		MVT012	\$474	\$474
With Comfort Mat	Bamboo	.37"	26"	TPE		MVT012	\$594	\$528

6-Pack Rack



Additional Information

- Easy installation
- Store and display up to six Motion-X or Rocker-X Boards

26 lb ACC052 \$249 \$0

Motion Board E7

Balance, rock, and tilt in easy mode at your standing desk with the [Motion Board E7](#).

This board gets you on your feet and invigorates your workday with one easy addition. Our E7 allows you to multitask with gentle and smooth movements, delivering you slightly less motion than some of our other balance boards. A curved bottom surface allows you to balance on top while anti-fatigue faux leather padding takes pressure off your feet and legs for a more supportive, energizing, and comfortable way to actively stand at work.

Features

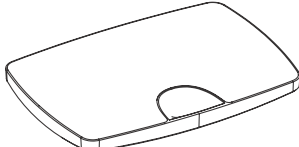
- Board encourages gentle, ergo-friendly balancing
- Faux leather mat under board reduces fatigue
- Keeps you feeling great on your feet

Specifications

[See complete spec sheet here](#)

- Dimensions: 22" long x 17.75" wide x 3" thick
- Weight Capacity: 250 lb



	Additional Information	Weight	SKU	Standalone price	Bundle price
	<ul style="list-style-type: none"> • Material: ABS plastic, FAUX leather 	11.875 lb	MVT002	\$129	\$89

Fit Motion Board

Improve your health and focus with gentle, active motion with the [Fit Motion Board](#). The tilt angle is adjustable for greater control over the range of motion, and the heel grab option lets you reposition the board without bending and reaching. Gently work your leg muscles and engage your core at your desk.

The soft wool felt top adds traction and comfort, making it easy to keep your footing. The board is small in size, easily portable, and strong enough to hold up to 350 lb.

Features

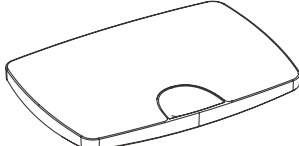
- Allows more movement at standing desks
- Removable bumpers provide adjustable tilt angle
- Soft wool felt top for traction

Specifications

[See complete spec sheet here](#)

- Dimensions: 19.7" L x 13.8" W x 2.4" H
- Tilt Angle: With Bumpers: 5°
Without Bumpers: 8°
- Weight Capacity: 350 lb



	Additional Information	Weight	SKU	Standalone price	Bundle price
	<ul style="list-style-type: none"> • Material: plastic, steel, rubber, and wool felt 	6 lb	MVT007	\$89	\$89

Motion Board E3

The [Motion Board E3](#) allows you to rock, tilt, swivel, or balance in place while you finish up your latest project. The board utilizes more muscle groups and burns more calories than simply standing in place, and can even boost your energy levels. Once you get the hang of it, work will feel more like surfing at your desk than working on your spreadsheets.

Features

- Curved surface lets you rock, tilt, and swivel at work
- Burns calories and engages more muscles
- Available in blue

Specifications

[See complete spec sheet here](#)

- Dimensions: 25.75" long x 10.1" wide x 3.25" thick
- weight: 3lb
- Materials: ABS Plastic
- Weight capacity: 230lb

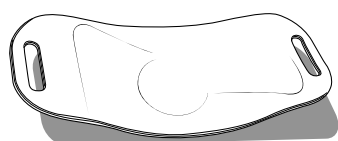
Colors



Blue



Additional Information	Weight	SKU	Standalone price	Bundle price
<ul style="list-style-type: none"> • Ships fully assembled 	3 lb	MVT001-BLU	\$39	n/a



E3 Adjustable Footrest

The [E3 Adjustable Footrest](#) delivers support for the legs and feet to allow ideal circulation while seated. Adjustable legs let users set the footrest to their preferred height and angle, with four different positions from which to choose. A rubber grooved top surface grips shoes to keep feet stable and prevent them from slipping off the platform.

Features

- Adjusts to four different angled positions
- Grooved rubber top surface grips feet and shoes for support

Specifications

[See complete spec sheet here](#)

- Dimensions: 15.7" L x 13.7" D x Variable Height
- Four Possible Angles: 6°, 12°, 16°, & 25°



Additional Information

- Ships fully assembled

Weight

3 lb

SKU

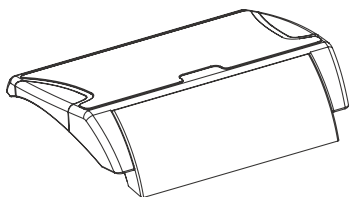
ACC019

Standalone price

\$49

Bundle price

\$34





Standing Desk Mat with Heel Grab



E7 Active Anti-Fatigue Mat



E7 Small Active Anti-Fatigue Mat



Chair Mat with Standing Cushion

MAT145

MAT010

MAT013

MAT015



15 year warranty

15 year warranty

15 year warranty

15 year warranty

Mat dimensions:
30" W x 18" D x .75" H

Mat dimensions:
28.2" W x 27.8" D x 3.0" H

Mat dimensions:
25.1" W x 21.4" D x 3.1" H

Mat dimensions:
36" W x 54" D x 0.5" H

Rubberized Gel Foam

100% Polyurethane

100% Polyurethane

PVC leather with NBR foam cushion

✓ Heel grab

✓ Heel grab

✓ Heel grab

X No Heel grab

X No massage mounds

✓ Massage mounds

✓ Massage mounds

X No massage mounds

X No rest bar

✓ Rest bar

✓ Rest bar

X No rest bar

X No power wedge

✓ Power wedge

✓ Power wedge

X No power wedge

Standing Desk Mat with Heel Grab

Standing is comfortable with the [Standing Desk Mat with Heel Grab](#). Featuring a durable, rubberized gel foam interior and a textured surface with beveled edges that prevent tripping when stepping on or off, the mat provides standing support for the user's feet, legs, and back. Spill-resistant thanks to a closed-cell construction, the mat is 0.75" thick and fits underneath all UPLIFT Desks. The heel grab allows you to move it into place with ease.



Features

- Textured exterior prevents slips
- Rubberized gel foam provides comfort for standing by absorbing weight and pressure in legs and feet
- Heel grab helps you move mat around with ease
- Smooth beveled edges prevent tripping hazards
- Strong surface is abrasion- and tear-resistant, and is able to withstand the weathers of work
- Closed-cell construction makes mat resistant to spills and easy to clean

Specifications

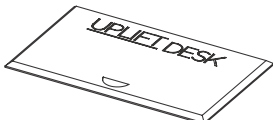
[See complete spec sheet here](#)

- Dimensions: 18" D x 30" W x 0.75" thick

Colors



Black
BLK

	Additional Information	Weight	SKU	Standalone price	Bundle price
	<ul style="list-style-type: none"> • Textured surface • Beveled edges • Available in Black 	1 lb 14 oz	MAT145	\$59	\$49

E7 Active Anti-Fatigue Mat

The [E7 Active Anti-Fatigue Mat](#) gives users an active standing experience complete with anti-fatigue support. A rest bar with textured surface massages the feet and massage mounds let users stretch muscles. Power wedges on the back of the mat relieve calves while standing. The E7 lets users vary their standing postures even more than they can with a traditional standing mat.



Features

- Several options for users to switch postures and stretch muscles.
- Spacious anti-fatigue mat area to relieve pressure on the legs and feet while standing.
- Massage mounds on outer sides for arches of feet
- Rest bar at front with textured surface for massaging feet and exercising ankles.
- Power wedges at back to relieve heels and stretch calves.

Specifications

[See complete spec sheet here](#)

- Dimensions: 28.25" D x 27.8" W x 3" thick

Colors



Black
BLK

	Additional Information	Weight	SKU	Standalone price	Bundle price
	<ul style="list-style-type: none"> • Material: Polyurethane • Available in Black 	7.12 lb	MAT010	\$99	\$89

E7 Small Active Anti-Fatigue Mat

The [E7 Small Active Anti-Fatigue Mat](#) allows you to stand comfortably for longer periods, take a stretch break, and work in greater comfort at your cubicle or workstation.

Engage your core and stretch targeted muscle groups in the legs, ankles, and feet with this multidimensional floor mat. Massage mounds on the edges can give your feet some needed rest and relaxation throughout the day. An incline at the front of the mat provides a place to vary your posture and stretch, and the mat's heel grab allows you to shift its position on the floor without needing to bend over awkwardly.

Because we know you'll be using your anti-fatigue mat for hours per day, we've made it from high-density materials that will stand the test of time. With a smaller design than our full-sized E7, this mat fits in more places and suits a wide range of users, from children to adults.

Features

- Switch postures and stand comfortably at your workstation
- Smaller design is ideal for compact office spaces and kids
- Built-in heel grab means users can move the mat without bending down
- Rest bar with textured surface at the front lets you massage tired feet
- Massage mounds on the outer edges allow for targeted stretching
- Boasts a high-density core for long-lasting, steadfast support
- Fits most users, from kids to adults

Specifications

[See complete spec sheet here](#)


- Dimensions: 25.1" D x 21.4" W x 3.1" thick

Colors



Black
BLK



	Additional Information	Weight	SKU	Standalone price	Bundle price
	<ul style="list-style-type: none"> • Material: Polyurethane • Available in Black 	5.3 lb	MAT013	\$79	\$69

Chair Mat with Standing Cushion

The [Chair Mat with Standing Cushion](#) serves as the ultimate 2-in-1 for support and protection. It offers the perfect blend of protection, support, and comfort by providing a soft anti-fatigue surface for your feet when you're standing AND protecting the finish of your floor from your chair.

Dual-purpose mat made of strong faux-leather and engineered foam features a smooth surface on the back portion for your chair's casters. Sit, roll, and swivel without worrying about damaging your floor.

Stand up for your health at work while enjoying relief from foot, leg, and back fatigue.



Features

- Sit and stand comfortably at your workstation
- Dual purpose anti-fatigue mat and back portion for chair
- Made of strong faux-leather and engineered foam
- Swivel without worry about damaging your floor

Specifications


[See complete spec sheet here](#)

- Dimensions: 36" W x 54" D x 0.08" thick (cushion area 0.5 thick)

Colors



Black
BLK

	Additional Information	Weight	SKU	Standalone price	Bundle price
	<ul style="list-style-type: none"> • Material: PVC with NBR foam cushion • Available in Black 	11.5 lb	MAT015	\$84	\$59

Under Desk Hammock

Transform your UPLIFT V2 Standing Desk into a place where you can relax and recharge (or take a midday nap) with the [Under Desk Hammock](#). Clip the hammock onto the sturdy UPLIFT V2 Standing Desk Frame's mounting points using the included carabiners and remove it just as quickly. With the use of the Connect mobile app, you can change the height of your desk (and your hammock), making it easy to get in or out when you're ready to lie down or stand back up.

The hammock comes with a storage bag, which stays attached so it won't get lost. While you're kicking back under your desk, the bag doubles as a place to keep your phone, glasses, or bottled drink.



Features

- Transforms your desk into a relaxing hide-a-way
- A portable, on-the-go design ideal for camping trips
- Attached storage bag

Specifications

[See complete spec sheet here](#)

- Dimensions: 3.5' W 6' L
- Rope Length: 6.5' (for outdoor use)
- Weight Capacity: 400 lb
- Desk Size: 72" wide or wider
- Desk Type: UPLIFT V2 Frames

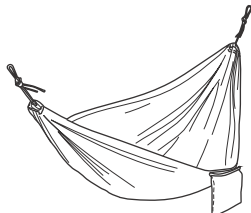
**Not compatible with UPLIFT V2-Commercial Frames*

Colors



Black
BLU

Gray
GRY

	Additional Information	Weight	SKU	Standalone price	Bundle price
	<ul style="list-style-type: none"> • Material: 210T Nylon • Available in Blue and Gray 	12 oz	ACC042	\$55	\$25

Foot Hammock

Elevate and Rest your feet while sitting at your desk with the use of the [Foot Hammock](#) by UPLIFT Desk.

You can remove the canvas and use the wood bars as footrests. This gives you the ability to swing your feet independently, resulting in a more active and healthy workday.

Easily mount to the patent-pending UPLIFT V2 Standing Desk Frame with its included anchor plates or anywhere on your desk using the eye plates, included with assembly materials. The carabiners give you the option to easily remove the hammock to make room for other accessories.

Features

- Easily mount to the patent-pending UPLIFT V2 Standing Desk Frame
- Use the variety of mounting points and adjustable length to raise or lower
- Use simultaneously with the Under Desk Hammock by UPLIFT Desk

Specifications

[See complete spec sheet here](#)

- Canvas Size: 25.25" W 6.5" L
- Overall Length: 47.25" to 72.25" (from end to end of rope)
- Weight Capacity: 50 lb when desktop mounted, 100 lb when frame mounted
- Wood Support Size: 0.75" W x 0.75" D x 8.25" H

**Not compatible with UPLIFT V2-Commercial Frames*

Colors

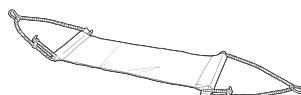


Black
BLU

Gray
GRY



Additional Information	Weight	SKU	Standalone price	Bundle price
<ul style="list-style-type: none"> • Material: Canvas • Available in Blue and Gray 	.75 lb	ACC047	\$29	\$19





DESK ORGANIZATION

Bamboo Desk Organizer Set

The eco-friendly [Bamboo Desk Organizer Set](#) stores and displays a variety of items, from paper to pictures to tech devices. Users can put papers in the large box, store mail and notes in the medium box, and keep memos in the small box. The set also comes with a 4" x 6" picture frame, a business card holder, a phone holder, a pen holder, and a blue ballpoint pen to offer users a coordinated organizing desk set.

Features

- Organizes desktop accessories

Specifications

[See complete spec sheet here](#)

- Large Box: 12" W x 10" L x 2.5" D
- Medium Box: 6" W x 10" L x 2" D
- Small Box: 6" W x 5" L x 2" D
- Pen Holder: 2.5" W x 2.5" L x 3.5" D
- Business Card Holder: 4" W x 2" L x 2.3" D
- Phone Holder: 3.1" W x 3.4" D x 1" T
- 4" x 6" Picture Frame: 5.5" W x 7.5" L x 2.1" D (w/ dowel)

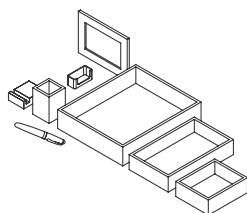
Colors



Bamboo



	Additional Information	Weight	SKU	Standalone price	Bundle price
--	------------------------	--------	-----	------------------	--------------



- Material: Bamboo, MDF (bottom of boxes)

2 lb 14 oz

STR010

\$49

\$39

Desk Organizer Set

The [Desk Organizer Set](#) includes everything users need to organize their stray desktop items while adding a pop of color to their workspace. The set comes with a paper tray, medium accessory box, small accessory box, dual compartment pen holder, business card holder, and 6 pens with blue ink and comes in several color options.

Features


- Comes in a wide variety of fun colors
- Organizes desktop accessories
- Stackable boxes

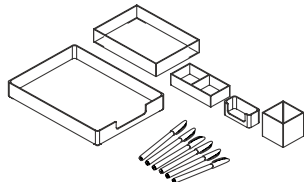
Specifications

[See complete spec sheet here](#)

- Paper Tray: 9.6" W x 13" L x 1.9" D
- Medium Box: 9.6" W x 6.8" L x 1.9" D
- Small Box: 6.3" W x 3" L x 1.6" D
- Pen Holder: 3.3" W x 3.3" L x 3.3" D
- Business Card Holder: 4" W x 1.8" L x 1.8" D

Colors



	Additional Information	Weight	SKU	Standalone price	Bundle price
	<ul style="list-style-type: none"> • Material: Plastic • Available in Aqua, Blush, Blue, White, Gray and Eucalyptus 	1 lb 12 oz	STR009	\$49	\$39

Writing Desk Pad

The [Writing Desk Pad](#) protects your desk against indentations and accidental scratches while writing and improves your writing experience.

The Pad's smooth, easy-to-clean, polyurethane surface mimics the look for real leather and is the perfect accessory for writing and mousing.

Features


- Preserves and protects your desktop surface from scratches and spills
- Serves as an integrated mouse pad with space for your keyboard
- Anti-slip surface protects any surface and keeps things in place
- Hides cords and removes clutter from the desktop




Specifications

- Dimensions: 36" W x 20" H x 0.1" D
- Material: Faux Leather (Polyurethane)

Colors



	Additional Information	Weight	SKU	Standalone price	Bundle price
	<ul style="list-style-type: none"> • Ideal for wood desktops • Each side has grip properties • Available in Black, Gray and Navy 	1.5 lb	ACC045	\$39	\$39

Glass Desk Blotter

Use the [Glass Desk Blotter](#) to protect your desk from scratches and provide a smooth writing surface without hiding the desktop's beauty.

Avoid the cost of a full glass desktop protector. Our budget-friendly clear glass pad protects the most-used area of your desk. The Optiwhite glass provides a clear finish. The low iron content results in exceptional color neutrality and clarity.

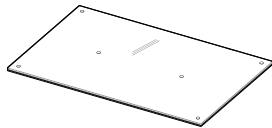
Features

- Protect your desk without hiding the desktop's beauty
- Provides a smooth writing surface
- Pre-installed clear rubber bumpers keep the blotter in place
- Place photos, notes, calendars, or decor underneath for easy reference
- Write on top of the glass with dry-erase markers

Specifications

- Dimensions: 28" W x 18" H x .25" D
- Glass Type: Tempered Optiwhite (extra clear)
- Glass Edge: Beveled on top and bottom
- Bumpers: 6 clear rubber bumpers



	Additional Information	Weight	SKU	Standalone price	Bundle price
 <ul style="list-style-type: none"> • Glass protects desk from scratches • .24" thick tempered glass • Place photos ,notes, calenders or decor under glass 		10.25 lb	ACC051	\$119	\$89

Desktop Air Purifier

Use the [Desktop Air Purifier](#) to improve the air quality surrounding your desk by removing airborne particles from the air you breathe such as dust, allergens, and odors. Studies show that improved air quality increases productivity and performance.

True HEPA filter captures 99.7% of air particles that are 0.3 microns and larger while the activated carbon eliminates order and removes volatile organic compounds (VOCs), and other gaseous pollutants from the air.

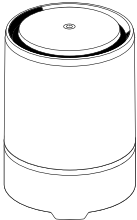
Features

- Removes airborne particles from such as dust, allergens, and odors
- Portable, powerful and compact
- Made for personal spaces with ultra-quiet operation
- Automatic shut off mode after 8 hours of use
- Increases your productivity and performance

Specifications

- Power Type: 28" W x 18" H x .25" D
- Working Area: Tempered Optiwhite (extra clear)
- Filter Type: True HEPA & Active Carbon Filter
- Filter Life: 2-6 month intervals
- Size: 4.8" diameter x 7.5" H
- Color: White
- Working Voltage: 5V
- Power: 2W
- Negative Ion Output: 5 million/cm³
- Timer: 8 hours
- Noise: 28dB



	Additional Information	Weight	SKU	Standalone price	Bundle price
 <ul style="list-style-type: none"> • Improve air quality • Portable, powerful and compact • Includes one True HEPA filter 		1.1 lb	ACC061	\$59	\$49

Desktop Air Purifier Replacement Filters

Use the [Desktop Air Purifier Replacement Filters](#) to keep you Desktop Air Purifier working at its maximum efficiency.

True HEPA and Activated Carbon Filter work seamlessly together to remove and neutralize allergens, dust, pet dander, odors, smoke, and bacteria. True HEPA filters are especially beneficial for those suffering from asthma or allergies.


Features

- Removes airborne particles from such as dust, allergens, and odors
- Removes up to 99.7% of air particles as small as 0.3 microns in size
- Covers an area of about 10 square meters (107.6 square feet)
- We recommend replacing your filter every 4-6 months



Specifications

- Filter Type: True HEPA & Active Carbon Filter
- Filter Life: 2-6 month intervals

	Additional Information	Weight	SKU	Price
	<ul style="list-style-type: none"> • Removes 99.7% of air particles 	5.4 oz	ACC064	\$39

Gel Pens

Use the [Gel Pens](#) for all your writing needs. They come with a soft grip coating that delivers a comfortable writing experience.

Easily coordinate your desk accessories by pairing with the matching gray Desk Organizer Set or any of our desk organizers.


Features

- Come in a pack of 6
- Blue gel ink
- 0.7 mm tip for precise note-taking
- Pocket clip feature to help you stay organized

Specifications

- Barrel Color: Gray
- Ink Color: Blue
- Tip Size: 0.7mm
- Quantity: 6 pack



	Additional Information	Weight	SKU	Price
	<ul style="list-style-type: none"> • Soft grip • 0.7 mm tip 	0.1 lb	ACC117-GRY	\$12

LIGHTING



Illuminate LED Task Light

The **Illuminate LED Task Light** lets users direct their light source via a swiveling lamp head with multiple modes of adjustability. Users can bend and pose the lamp thanks to rotating joints in the lamp and body. Three light setting modes (Cool, Warm, and Natural), with five levels of brightness for each, produce light for a variety of tasks and environments, while LED lights reduce energy consumption and last for years of work. The Illuminate comes with a USB port on the base.

Features

- Upper arm swivels open upward, left, and right
- Collapsible upper arm
- 5 brightness levels
- Cool, warm, and natural light modes
- USB port

Specifications

[See complete spec sheet here](#)

- Stem Height: 15" H
- Desk Base Dimensions: 7.3" W x 4.9" D x .47" H
- Lamp Head Length: 13" L
- Angle Adjustment: Lamp: 135°
Chimney: 90°
- Max wattage: 10 W
- Light Temperature: Cool: 6000k, Warm: 3000k, Natural: 4500k

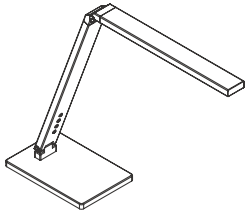
Colors



Black
BLK

Silver
SLV



	Additional Information	Weight	SKU	Standalone price	Bundle price
	<ul style="list-style-type: none"> • Compact design • Available in Black and Silver 	2.2 lb	ACC024	\$75	\$59

E3 LED Desk Lamp

Create your perfect lighting conditions for working, studying, or reading with our [E3 LED Desk Lamp](#) that features adjustable brightness and color temperature.

Press and hold the power button to cycle through light color temperatures - from a warm 2700K, to natural 4600K, to a cool 6500K, and anywhere in between. Slide your finger left or right for brightness adjustment, or tap the plus or minus to cycle through presets. Easily adjust the angle of the light and enjoy the benefits of long-lasting LED (rated for up to 30,000 hours).

Features


- Ideal for working, studying, or reading
- Rotate between warm, cool, and neutral light
- Thin, sleek design with discreet buttons

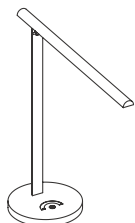
Specifications

[See complete spec sheet here](#)

- Stem Height: 16" H
- Base Dimensions: 5.8" D x .6" H
- Lamp Head Length: 16.5" L
- Angle Adjustment: 175°
- Max wattage: 12 W
- Max Lumens: 300
- Max Lux: 800
- Light Temperature: Cool: 6500K +/-10%
Warm: 2700K +/-10%
Natural: 4600K +/-10%

Colors



	Additional Information	Weight	SKU	Standalone price	Bundle price
	<ul style="list-style-type: none"> • Material: Aluminum • UL Certification (Canada and U.S.) • Available in Black, Silver and White 	1 lb 10 oz	LTG004	\$59	\$34

E7 LED Desk Lamp with Clamp

The [E7 LED Desk Lamp with Clamp](#) boasts a stepless dimming feature, allowing users to adjust to the perfect amount of light quickly and easily. Simply press and hold the power button to turn up or dim the light, and let go when the desired lighting is reached. A clamp mount allows the E7 to clamp onto desks up to 2.25" thick, and optional add-on desk and floor bases adapt the lamp to suit different users' lighting needs.



Specifications

[See complete spec sheet here](#)

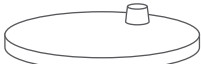
- Stem Height: 15.5" H
- Arm Length: 15" L
- Desk Base Dimensions: 7.9" diameter
- Floor Base Dimensions: 13.6" diameter
- Lamp Head Length: 13.6" L
- Angle Adjustment: Lamp head: 190°
First joint: 90°
Second joint: 210°
- Max wattage: 9 W
- Light Temperature: Cool: 6000k

Colors



Black
BLK

Options Sold Separately

Desk Base	Additional Information	Color	Diameter	Height	Material	Weight	SKU	Standalone price	Bundle price
		Black or Silver	7.9"	1.6"	Steel	5 lb 2 oz	LTG002	\$20	n/a

[See complete spec sheet here](#)

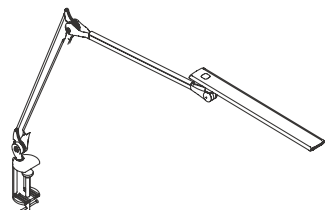
Floor Base



		Black or Silver	9.1"	33.8"	Steel	8 lb	LTG003	\$25	n/a
--	--	-----------------	------	-------	-------	------	--------	------	-----

[See complete spec sheet here](#)

E7 LED Desk Lamp with Clamp















- Clamp Included
- Material: High-grade aluminum alloy
- Available in Black and White

						2 lb 2 oz	LTG00	\$79	\$64
--	--	--	--	--	--	-----------	-------	------	------

POWER + DATA



					
Clamp-On or Under-Mount Power with USB	8-Outlet Mountable Surge Protector	Power Hub with USB	Wireless Charging Power Hub	4-Port USB 3.0 Hub	Power Grommet
PDC003	PDC006	PDC007	PDC010	ACC013	PDC002
					
15 year warranty	15 year warranty	15 year warranty	15 year warranty	15 year warranty	15 year warranty
Dimensions: 5.5" W x 3.7" D x 6.1" H	Dimensions: 17.25" W x 1.25" D x 1.25" H (not including mounting brackets)	Dimensions: 5.75" W x 4" D x 1.5" H	Dimensions: 6.25" W x 6" D x 3" H	Dimensions: 3" W x 1.63" D x 0.45" H	Dimensions: 3.72" D x 2.6" H
Number of outlets: 2	Number of outlets: 8	Number of outlets: 2	Number of outlets: 2	Number of outlets: 0	Number of outlets: 2
Number of USB ports: 2	Number of USB ports: N/A	Number of USB ports: 4	Number of USB ports: 3	Number of USB ports: 4	Number of USB ports: 0
5V 2.1A shared USB output	X No USB ports	4.8A shared USB output	5V 4.8A shared (2.4A max per port)	USB 1.1, 2.0, and 3.0 compatible	X No USB ports
Input voltage: 120V, 12A	Input voltage: 120V	Input voltage: 120V	Input voltage: 120V	Input voltage: N/A	Input voltage: 120V
Cord length: 10 feet	Cord length: 15 feet	Cord length: 5 feet	Cord length: 5 feet	Cord length: 5.75	Cord length: 4.8 feet
√ ETL listed for US and Canada	√ ETL listed for US and Canada	√ ETL listed for US and Canada	√ ETL listed for US and Canada	N/A	√ UL listed for US and Canada
Clamp-on and under-mount	Mounts to desktop or V2 frame via mounting points	Freestanding	Freestanding	Freestanding	Fits in desktop grommet hole
X No wireless charging	X No wireless charging	X No wireless charging	√ Wireless charging	X No wireless charging	X No wireless charging

Clamp-On or Under-Mount Power with USB

With two power and two USB outlets within reach, the [Clamp-On or Under-Mount power with USB](#) allows you to charge your most essential devices within close range. Tool-free installation is designed with convenience in mind. Twist the bottom knobs to tighten the clamp. Once the power outlet is secured to your desk, plug into the wall using the attached 10' cord. Now you can begin charging your devices. The anti-slip neoprene pad located on the bottom of the power outlet will protect desktop surfaces from wear and tear. Use optional under desk mounting bracket to attach to the bottom of your desk.



Features

- More powerful than most computer USB ports
- Anti-slip neoprene pad protects surfaces from scratches
- Tool-free installation - twist bottom knobs to tighten
- Includes 2 outlets and 2 USB ports


Specifications

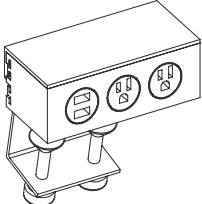
[See complete spec sheet here](#)

- Number of Outlets: 2
- Number of USB Ports: 2
- USB Capability: 5V/2.1A Output, Shared
- A/C Rating: 120 Volts, 12 Amps
- Cord Length: 10' Long
- Certifications: ETL (Canada and U.S.)

*For desktops up to 1.75" thick

Colors



	Additional Information	SKU	Weight	Standalone price	Bundle price
 <ul style="list-style-type: none"> • Wide clamp range • Two power outlets and USB ports • Tool-free installation • Available in Black and White 		PDC003	1 lb 10 oz	\$69	\$39

Wireless Charging Power Hub

Versatile and functional, the [Wireless Charging Power Hub](#) offers three ways to power your devices: two regular 120v power outlets, three USB outlets with a total output of 5v and 4.8 A; with 10 Watt wireless charging. If your phone is equipped with wireless charging capability, simply lean your phone against the charging area with your phone in the horizontal position.

Features

- Two 120V power outlets
- Internal 300J surge protection ensures your devices are safe from voltage spikes
- Portable with 5-foot cord allows you to place unit within reach
- Blue LED indicator when powered

Specifications

[See complete spec sheet here](#)

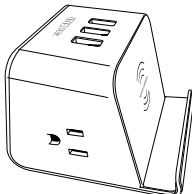
- Wireless Charging: DC9V, 1.12A, 10W
- Ports & Outlets: 1875 Volts
- USB Port Output: 5VAC 4.8A total, 2.4A max per port
- ETL Certified: Yes
- Cord Wire Gauge: 14AWG
- Power Rating: 125V-, 15A, 1875W, 60Hz
- Power Surge Protection: 300 Joules
- Weight: 0.9 lb
- Color: Black

Colors



Black
BLK



	Additional Information	SKU	Weight	Standalone price	Bundle price
	<ul style="list-style-type: none"> • 10 Watt wireless charging • Three USB-A ports • 5-foot cord • Available in Black 	PDC010	0.9 lb	\$59	\$39

4-Port USB 3.0 Hub

Work better as you turn one USB port into four with the lightning-fast **4-Port USB 3.0 Hub**. Compact and portable to all your workplaces, this handy little USB hub will power and charge your devices in a flash. Transfer data on four USB 3.0 ports; rapid uploading and downloading speeds keep your work flowing and your mind on what matters—your work. Accepts a 120Vac input, 5Vdc (2A) power adapted (not provided) for faster device charging.

Features

- Connect up to 4 USB devices on a single hub
- Fast data transfer - up to 5 Gbps
- Compatible with USB 1.1, 2.0, and 3.0 devices
- Plug & play and hot swappable
- Easily portable to all your workspaces
- Includes type A ports

Specifications

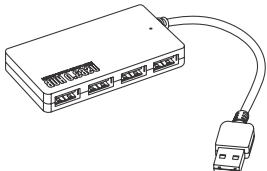
- Number of USB Ports: 4
- USB Compatibility: 1.1, 2.0, and 3.0
- OS Compatibility: Windows 2000/XP/Vista/7/8
Linux
Mac OS 10.X or above

Colors



Black
BLK



	Additional Information	SKU	Weight	Standalone price	Bundle price
 <ul style="list-style-type: none"> • Connect up to 4 USB devices • Easily portable • Fast data transfer • Available in Black 		ACC013	1.1 oz	\$25	\$0

8-Outlet Mountable Surge Protector

The [8-Outlet Mountable Surge Protector](#) brings you a power source with surge protection and a slim profile that can mount under your desktop, keeping wires out of the way. Can mount under almost any desktop to face outlets down towards the floor. Or using the included brackets, mount to the front or back of the desk to face outlets towards or away from you. V2 mounting brackets allow surge protector to mount directly to our UPLIFT V2 frames.

Features

- Keeps power outlets off the ground
- Can be attached so outlets face in the most optimal direction
- Includes 15' power cord and lighted on/off switch
- Hides cords and removes clutter from the desktop



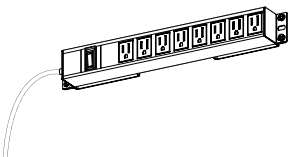
Specifications

- Number of Outlets: 8
- Max Surge Voltage: 1875 Volts
- Cord Length: 15' Long
- Certifications: ETL (Canada and U.S.)

Colors



Black
BLK

	Additional Information	SKU	Weight	Standalone price	Bundle price
	<ul style="list-style-type: none"> • Attaches in multiple ways • Compatible with non-UPLIFT desks • Available in Black 	PDC006	4 lb	\$59	\$49

Power Hub with USB

The [Power Hub with USB](#) solves your search for outlets and charges all devices and accessories. Its rubber bumpers allow it to sit comfortably on any desk or table surface. It is easily moved for optimal convenience. Place the hub right on your desk or table—or easily mount to the wall with the provided screws.

Features

- keeps two outlets and four USB ports above-your-desktop and within reach
- Integrated front lip provides a convenient place to rest
- Sturdy five foot 16 AWG power cord with 3-prong grounded plug

Specifications

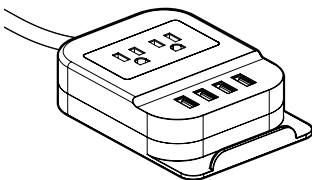
- Number of Outlets: 2
- Max Surge Voltage: 120 Volts
- Cord Length: 5' Long
- Certifications: ETL (Canada and U.S.)

Colors



White
WHT




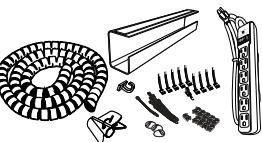
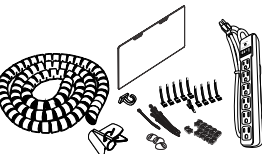
	Additional Information	SKU	Weight	Standalone price	Bundle price
 <ul style="list-style-type: none"> • Integrated front lip provides a convenient place to rest • Two outlets and four USB ports • Available in White 		PDC007	4 lb	\$39	\$19

WIRE MANAGEMENT



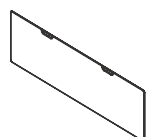
Wire Management Accessories

Wire Management Kits

Basic Kit	Dimensions	Width	SKU	Standalone price	Bundle price
 <ul style="list-style-type: none"> Kit comes with 12 screw-in cable mounts, 12 reusable cable ties, 10 adhesive cable mounts, 3 cable management clips, surge-protecting power strip, cable organizer, accessory hook, and hardware Power strip offers 180J of surge protection for sit-stand desks This accessory is also compatible with non-UPLIFT desks 			WMK001	\$39	\$29
Advanced Kit  <ul style="list-style-type: none"> Cable Management Tray attaches easily to the underside of the desk, reroutes and shelters cords 6-outlet Surge Protector outlet strip with a 15' heavy duty power cord Cable Coil consolidates cords. Included wire funnel makes cable insertion and removal quick and easy This accessory is also compatible with non-UPLIFT desks 			WMK002	\$49	\$39
Ultimate Kit  <ul style="list-style-type: none"> Organizes cords and cables at your workstation Comes with a 29" Modesty Panel with Wire Management, and everything included in the Basic Wire Management Kit - a 6-outlet surge protecting power strip, cord organizer, under-desk hook, cable management clips, screw-in cable mounts, reusable cable ties, and cable mounts This accessory is also compatible with non-UPLIFT desks 			KIT011	\$99	\$89

Wire Management Modesty Panels

UPLIFT Modesty Panel with Wire Management

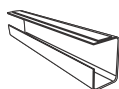


- Able to conceal wide range of cables via velcro pouch
- Added privacy feature for dual purpose use
- Available in Black and White

29.5"	WMK009-29-BLK	\$74	\$74
41.5"	WMK009-42-BLK	\$95	\$60
47.5"	WMK009-48-BLK	\$100	\$75
59.5"	WMK009-60-BLK	\$110	\$85
71.5"	WMK009-72-BLK	\$120	\$95
79.5"	WMK009-80-BLK	\$130	\$105

Trays and Channels

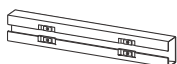
Wire Management Tray



- Protects your cords from stretching or pulling as desk is raised and lowered
- Accommodates surge protector devices and power adapters
- Available in Black

ACC002 \$25 n/a

Magnetic Cable Organizing Channel





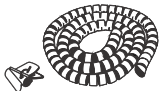


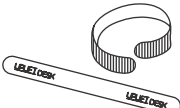


- Secures and routes cables at desk for seamless height adjustment
- Hidden slot makes routing cords easy and discreet
- Available in Black, Gray, white and Industrial

14.5" L x 2" W x 1" D WMK007 \$25 \$19

Wire Management Accessories

Clips, Ties, and Wraps

Cable Management Clips	Length	Width	SKU	Standalone price	Bundle price
 <ul style="list-style-type: none"> • Hold cords in place on desks • Self-adhesive for semi-permanent placement • Comes in a pack of six • Available in Black 			WMK003	\$9.99	n/a
Screw-In Cable Mounts  <ul style="list-style-type: none"> • Pairs with reusable cable ties • Helps keep cords securely mounted underneath your desk • Not sold separately 					*Available in Wire Management Kits Only
Reusable Cable Ties  <ul style="list-style-type: none"> • Pairs with screw-in cable mounts • Organizes cords and keeps them securely mounted underneath desk • Comes in a pack of 12 • Not sold separately 					*Available in Wire Management Kits Only
Adhesive Readjustable Cable Tie Mounts  <ul style="list-style-type: none"> • Sticks to most smooth surfaces • Clips can be opened and closed to add/remove cables • Comes in a pack of 10 • Available in Black 			ACC014	\$8.99	n/a
Desk Cable Organizer  <ul style="list-style-type: none"> • Routes and shelters desk cords at workstation • 5' long and 1" in diameter • Available in Black 			ACC015	\$15.99	n/a
Zipped Cable Sleeve  <ul style="list-style-type: none"> • Allows you to simply and quickly add more cables • Can hold up to 8-10 cables depending on size of cable • Combine two or more sleeves • Available in Black and Gray 	30" 60"	10" 10"	WMK010 WMK010	\$19 \$24	\$9 \$24
Magnetic Cable Clips  <ul style="list-style-type: none"> • Lets you stick cables directly to your desk frame • Works by way of powerful neodymium magnets • Comes in pack of 3 • Available in Black 			WMK005	\$12.99	n/a
Hook and Loop Wire Wraps  <ul style="list-style-type: none"> • Reusable wraps let you organize and secure your cords • Adds additional wire management at sit-stand workstations • Comes in pack of 2 • Available in Black 			WMK006	\$8.00	n/a

Wire Management Modesty Panels

The [UPLIFT Modesty Panel with Wire Management](#) increases privacy underneath desks while providing more cable management. Users can bundle and hide cords within the discreet mesh panels, which protects them as they raise and lower their desks. Modesty Panels come in multiple size options and attach to desks via hanging clips.

Features

- Adds privacy under desk
- Includes pouch for wire management
- 10 year warranty

Specifications [See complete spec sheet here](#)

- Height: Side Panel: 15"
Back Panel: 15"
- Width: Side Panel: 29.5"
Back Panel: 41.5", 47.5", 59.5", 71.5", 79.5"
- Thickness: 1.25"



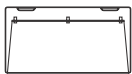
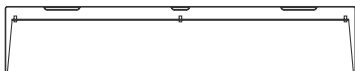
Back Panel

Colors



Black
BLK

White
WHT

29.5" Side Panel	Color	Width	Height	Weight	SKU	Standalone price	Bundle price
	Black or White	28.5"	15"	1 lb 4 oz	WMK009-29	\$74	\$74
<i>*For side panel use, panel must be paired with spacer to fit frame (use SKU KIT009-29sa).</i>							
Back Panel							
	Black or White	41.5"	15"	1 lb 11 oz	WMK009-42	\$95	\$60
	Black or White	47.5"	15"	1 lb 14 oz	WMK009-48	\$100	\$75
	Black or White	59.5"	15"	2 lb 3 oz	WMK009-60	\$110	\$85
	Black or White	71.5"	15"	2 lb 11 oz	WMK009-72	\$120	\$95
	Black or White	79.5"	15"	2 lb 15 oz	WMK009-80	\$130	\$105



MICE



Whisper Click Mouse



Wave Vertical Ergonomic Mouse



Swell Vertical Ergonomic Mouse

ACC053

ACC050-R (right hand)
ACC050-L (left hand)

ACC054



15 year warranty



15 year warranty



15 year warranty

For right hands

For right and left hands

For right hands

For small to large hands

For medium to large hands

For small to medium hands

Quiet clicks

Ergonomic neutral hand positioning

Ergonomic neutral hand positioning

Traditional design

Vertical design

Vertical design

√ Programmable buttons

√ Programmable buttons

√ Programmable buttons

√ Wireless USB receiver included

√ Wireless USB receiver included

√ Wireless USB receiver included

√ Optical wheels

√ Optical wheels

√ Optical wheels

√ Power save mode

√ Power save mode

√ Power save mode

800, 1200, 1600 DPI resolution

800, 1200, 1600 DPI resolution

1600 DPI resolution

Buttons: L/R Click, Scroll Wheel, DPI Switch, Previous/Next Buttons, On/Off

Buttons: L/R Click, Scroll Wheel, DPI Switch, Previous/Next Buttons, On/Off

Buttons: L/R Click, Scroll Wheel, Previous/Next Buttons, On/Off

4.4" W x 3" D x 1.7" H

4.9" W x 2.5" D x 3" H

4" W x 3.2" D x 3.4" H

2 AAA batteries

2 AAA batteries

Rechargeable Battery

Weight: 2.4 oz

Weight: 3 oz

Weight: 3.4 oz

√ Compatible with Windows, Mac, Linux

√ Compatible with Windows, Mac, Linux

√ Compatible with Windows, Mac, Linux

Wave Vertical Ergonomic Mouse

The comfortable and easy-to-use design of the Wave Vertical Ergonomic Mouse encourages healthy neutral wrist and arm positions for effortless movement with less wrist pressure and twisting. The DPI resolution can be adjusted from 800,1200, or 1600 for optimal tracking technology. The Wave mouse provides an excellent range of tracking sensitivity, on a broader range of surfaces than standard optical mice.

This product is also available in right or left-hand models, so it's perfect for anyone in the office. Ergonomically-Designed thumb rest and shape fit the contours of your palm for maximum comfort, which reduces pain and results in a happier work life. Additional mouse buttons can be used as next/previous buttons when browsing the web, action buttons for gamers, and can be utilized by other applications.



Features

- Ergonomic grip for comfortable movement
- Available in left and right-hand models
- Reduces pain with neutral wrist position
- Wirelessly connects via USB

Specifications

[See complete spec sheet here](#)

- Dimensions: 4.9" L x 2.5" W x 3" H
- Working Voltage: 3V
- Working Current: 5 mA
- Resolution: 800, 1200, 1600 DPI
- Supported Systems: Windows
Linux
Mac OSX

Colors



Black
BLK

	Additional Information	Orientation	Weight	SKU	Standalone price	Bundle price
	<ul style="list-style-type: none"> • Requires 2 AAA 1.5v batteries (not included) 	Left	3 oz	ACC050-L	\$25	\$15
		Right	3 oz	ACC050-R	\$25	\$15

Whisper Click Mouse

The Whisper Click Mouse boasts comfortable contours that support your hand and fingers. The ergonomically-designed thumb rest and grips fit the shape of your palm for maximum comfort. Prevent future wrist pain while on the job. DPI of 800, 1200, or 1600 resolution can be adjusted for optical tracking technology to provide you with an excellent range of tracking sensitivity. Work on a broader range of surfaces than standard optical mice. Additional mouse buttons can be used as next and previous features in your Internet browser, and action buttons for gamers are also available for set up.

Features

- Comfortable contours support hand and fingers
- Prevent pain with ergonomically-designed thumb rest
- Whisper soft mouse clicks
- Wirelessly connects via USB

Specifications

[See complete spec sheet here](#)


- Dimensions: 4.4" L x 3" W x 1.7" H
- Working Voltage: 3V
- Working Current: 5 mA
- Resolution: 800, 1200, 1600 DPI
- Supported Systems: Windows
Linux
Mac OSX

Colors



Black
BLK



	Additional Information	Orientation	Weight	SKU	Standalone price	Bundle price
	<ul style="list-style-type: none"> • Requires 2 AAA 1.5v batteries (not included) 	Right	ACC053-R	2.4 oz	\$20	\$15

Swell Vertical Ergonomic Mouse

The comfortable and easy-to-use design encourages healthy neutral wrist and arm positions for smoother movement and less strain and twisting. It's also ergonomically designed for smaller hands. The rechargeable battery is eco-friendly by eliminating the need for disposable batteries. The battery lasts for weeks on a single charge, but we recommend charging every 2-4 weeks for optimal use. Don't worry about draining the energy of your mouse when you're away from your desk. It automatically enters power saving mode after 15 minutes of idleness.

Additional buttons can also be used to return to previous pages when browsing the Internet. The default DPI is set to 1600, but you have the option to adjust using computer settings.

Features

- Ergonomic grip for comfortable movement
- Rechargeable battery
- Reduces pain with neutral wrist position
- Wirelessly connects via USB

Specifications

[See complete spec sheet here](#)

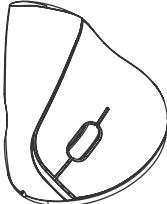
- Dimensions: 4" L x 3.2" W x 3.4" H
- Working Voltage: 5V
- Working Current: 10 mA
- Resolution: 1600 DPI
- Supported Systems: Windows
Linux
Mac OSX

Colors



Black
BLK



	Additional Information	Orientation	Weight	SKU	Standalone price	Bundle price
	<ul style="list-style-type: none"> • Built-in rechargeable lithium battery • Charging cord included 	Right	3.4 oz	ACC054-R	\$30	\$25

SEATING





Vert Ergonomic Chair

Pursuit Ergonomic Chair

J3 Ergonomic Chair

Facet Ergonomic Chair

CHR458

CHR455

CHR456

CHR466



15 year warranty

15 year warranty

15 year warranty

15 year warranty

Fabric seat

Fabric seat

Leather seat

Fabric seat

Mesh back

Mesh back

Mesh back

Mesh back

Mesh headrest

Mesh headrest

Mesh headrest

Mesh headrest

Seat height range:
15.3" to 18.7"

Seat height range:
17" to 21"

Seat height range:
18.7" to 22.3"

Seat height range:
17.9" to 21.8"

Seat size: 19.7" W x 17.3" to 18.7" D

Seat size: 18.5" W x 19.3" D

Seat size: 19.3" W x 19.3" D

Seat size: 19.3 W x 19.3 D

Back size: 17" W x 22" H

Back size: 18" W x 22.4 - 25.2" H

Back size: 16.5" W x 22" - 24" H

Back size: 18.25" W x 19.7" - 23.8" H

Weight capacity: 250 lb

Weight capacity: 250 lb

Weight capacity: 250 lb

Weight capacity: 250 lb

Auto-weight adjust back
tilt tension adjustment

Back tilt tension adjustment

Back tilt tension adjustment

Auto-weight adjust back
tilt tension adjustment

√ Adjustable seat depth

X Non-adjustable

√ Adjustable seat depth

√ Adjustable seat depth

√ Adjustable arms

√ Adjustable arms

√ Adjustable arms

√ Adjustable arms

X Non-adjustable

√ Adjustable back height

√ Adjustable back height

√ Adjustable back height

√ Adjustable back tilt

√ Adjustable back tilt

√ Adjustable back tilt

√ Adjustable back tilt

Continued on next page



Vert Ergonomic Chair	Pursuit Ergonomic Chair	J3 Ergonomic Chair	Facet Ergonomic Chair
CHR458	CHR455	CHR456	CHR466
X No forward tilt	X No forward tilt	X No forward tilt	X No forward tilt
√ Syncho-tilt	X No syncho-tilt	X No syncho-tilt	√ Syncho-tilt
√ Back tilt lock	√ Back tilt lock	√ Back tilt lock	√ Back tilt lock
√ Adjustable lumbar support	√ Adjustable lumbar support	√ Adjustable lumbar support	√ Adjustable lumbar support
X Non-adjustable	√ Headrest height adjust	√ Headrest height adjust	√ Headrest height adjust
X Non-adjustable	X Non-adjustable	√ Headrest tilt adjust	√ Headrest tilt adjust

Vert Ergonomic Office Chair

With a back designed to mimic the spine, the [Vert Ergonomic Office Chair](#) provides ideal seated support via a collection of ergonomic adjustment features. The Vert's rib design works together with an elastomer spine system to increase flexibility along the entire back while soft-touch armrests can be raised and lowered to suit different users and tasks. The plush seat offers height and depth adjustment while the chair's mesh back blends support and breathability for the user. Available in black or white.

Features

- Back mimics human vertebrae to deliver more support
- Rib design and elastomer spine system for flexibility
- Mesh back improves airflow
- Plush seat buttresses lower half
- Armrest height adjustment
- Seat height and depth adjustment
- Lumbar support adjustment
- Syncro-tilt mechanism
- Back tilt lock with weight-sensing mechanism



Specifications

[See complete spec sheet here](#)

- Overall w/ Headrest: 27.5" W x 17.3" - 19.7" D x 46.4" - 50.4" H
- Seat Dimensions: 19.7" W x 17.3" - 19.7" D
- Seat Depth: 17.3" - 19.7" D
- Seat Height: 15.7" - 19.7" H
- Back Height: 17" W x 22" H
- Weight Capacity: 250 lb

Colors



Black
BLK

White
WHT

	Weight	SKU	Standalone price	Bundle price
<div data-bbox="227 1743 357 1974" data-label="Image"> </div> <div data-bbox="454 1743 844 1848" data-label="List-Group"> <ul style="list-style-type: none"> • Made of materials 62% recyclable at the end of their life cycle • Available in Black and White </div>	34 lb 4 oz	CHR458	\$399	\$389

Pursuit Ergonomic Chair

The Pursuit Ergonomic Chair combines ideal support and customizable adjustments to suit one user or many for use at shared workstations. Intuitive support via a synchro-tilt mechanism lets the seat and back angle adjust automatically and provides continuous support as users change from upright to reclining postures. The chair has a height-adjustable back, arms, and headrest. A soft cushion fabric seat and mesh back blend comfort and breathability, while a waterfall seat edge decreases pressure behind legs for better circulation.

Features


- Fabric seat with mesh back
- Armrest height adjustment
- Back adjustment
- Headrest adjustment
- Synchro-tilt mechanism
- Waterfall seat
- Back angle adjustment with tension control


Specifications

[See complete spec sheet here](#)

- Overall: 27.25" W x 27" D x 46 - 49.5" H
- Seat Depth: 18.5" W x 21" D
- Back Height: 22.5" W x 25" H
- Seat Height: 17.75" - 21"
- Weight Capacity: 250 lb

Colors



	Additional Information	Weight	SKU	Standalone price	Bundle price
	<ul style="list-style-type: none"> • Fabric seat • Height adjustable arms • Waterfall seat • Available in Black and White 	39 lb 12 oz	CHR455	\$379	\$369

J3 Ergonomic Chair

The **J3 Ergonomic Chair** features an advanced design that suits most body types. Users have control over the chair's height, seat depth, armrests, and headrest position. A wider leather seat with a waterfall edge increases comfort while a mesh back improves airflow to the back. The responsive and intuitive lumbar support provides comfort and support without the need for manual readjustments.

Features

- Height adjustment
- Seat depth adjustment
- Armrest height adjustment
- Back height adjustment
- Back tilt adjustment
- Headrest adjustment
- Mesh back
- Wide seating area
- Slightly contoured leather seat
- Supportive lumbar support

Specifications

[See complete spec sheet here](#)


- Overall: 25.6" W x 23.6" - 25.2" D x 44.1" - 52.4" H
- Seat Depth: 19.3" W x 19.5" D
- Back Height: 19.5" W x 22" - 24" H
- Seat Height: 18.7" - 22.3"
- Weight Capacity: 250 lb

Colors



Black
BLK



	Additional Information	Weight	SKU	Standalone price	Bundle price
	<ul style="list-style-type: none"> • Available in Black 	46 lb 8 oz	CHR456	\$369	\$319

Facet Ergonomic Chair

The Facet Ergonomic Chair is a budget-friendly option with advanced adjustable features to ensure a perfect fit. The breathable mesh fabric allows for airflow, so you stay cool while seated, and the soft seat cushion delivers extra support. Synchro-tilt is an adjustable mechanism for back and seat resistance. This ensures that the backrest reclines when you lean backward and allows your feet to stay on the floor. Optional height and tilt-adjustable headrest support both your back and neck so you can focus on more critical tasks.

Features

- Height adjustment
- Seat depth adjustment
- Armrest height adjustment
- Back height adjustment
- Syncro-tilt mechanism
- Back tilt lock with weight-sensing adjustment
- Headrest height and angle adjustment
- Mesh back
- Adjustable lumbar support

Specifications

[See complete spec sheet here](#)


- Overall: 27.6" W x 27.6" D x 43.7-50.4" H
- Seat Depth: 17.3" W x 18.9" D
- Back Height: 19.7-23.8" H
- Back Width: 18" W
- Seat Height: 17.9" - 21.9"
- Seat Width: 19.3"
- Weight Capacity: 250 lb













Colors



Black
BLK



	Additional Information	Weight	SKU	Standalone price	Bundle price
	<ul style="list-style-type: none"> • Complies with ANSI/BIFMA X5.1-2017 standards • Available in Black 	39.6 lb	CHR466	\$299	\$249

					
Starling Stool	Crescent Saddle Stool	Donut Stool	Motion Stool	Kids Active Stool	Ergonomic Kneeling Chair
CHR464	CHR459	CHR460	CHR454	CHR462	CHR463
					
15 year warranty	15 year warranty	15 year warranty	15 year warranty	15 year warranty	15 year warranty
Fabric seat	Fabric seat	Fabric seat	Fabric seat	Plastic seat	Fabric seat
Seat height range: 23.6" to 33.2"	Seat height range: 23.8" to 29.7"	Seat height range: 24.2" to 30.1"	Seat height range: 25" to 35"	Seat height range: 17" fixed height	Seat height range: 20" fixed height
Seat size: 14.9" W x 14.2" D	Seat size: 15.75" W x 10.5" D	Seat size: 14" Diameter	Seat size: 14" Diameter	Seat size: 12" Diameter	Seat size: 16" W x 12" D"
Weight capacity: 297.6 lb	Weight capacity: 220 lb	Weight capacity: 220 lb	Weight capacity: 300 lb	Weight capacity: 250 lb	Weight capacity: 200 lb
360 seat pivot	360 seat pivot	360 seat pivot	360 seat pivot	No pivot	No pivot

Starling Stool

The **Starling Stool** tilts to relieve pressure off your feet, aligning your spine into a neutral position and combating fatigue that comes from sitting or standing all day. With 360 degrees of rotation and 10 degrees of tilt, this ergonomic stool lets you rotate and move from side to side for more stimulating work. Its waterfall seat edge and tilting motion allow the Starling Stool to relieve pressure on the rear of your legs and engage your core muscles for a healthier workday.

Features

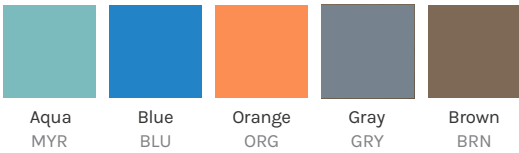
- Waterfall edge on seat reduces pressure points
- Sturdy and lightweight frame for easy carrying
- Sit, stand, and perch to promote an active workday


Specifications

[See complete spec sheet here](#)

- Seat Dimensions: 14.9" W x 14.2" D
- Height Adjustment: 24.5" - 34.1" H
- Weight Capacity: 297.6 lb
- Seat Pivot: 360°

Colors



	Additional Information	Weight	SKU	Standalone price	Bundle price
	<ul style="list-style-type: none"> • Height adjustable • 360 degrees of rotation and 10 degrees of tilt • Available in Myrtle Green, Blue, Orange, Gray and Brown 	11 lb 6 oz	CHR464	\$149	\$139

Crescent Saddle Stool

The **Crescent Saddle Stool** offers a dynamic range of motion that encourages activity. An excellent ergonomic setup prompts you to switch between sitting and standing throughout your workday. Sway and tilt comfortably on the 360-degree swivel seat. This height-adjustable stool features breathable, textured mesh that increases friction to help you stay on your seat. Mix things up and take the pressure off your feet and legs as you work and perch atop the stool.

Features

- The dynamic range of motion encourages activity
- Sit in traditional or straddled postures
- Sway and tilt comfortably on the 360-degree swivel seat

Specifications

[See complete spec sheet here](#)

- Seat Dimensions: 15.75" W x 10.5" D
- Base Dimensions: 16.3" Diameter
- Height Adjustment: 23.8" - 29.7" H
- Weight Capacity: 220 lb
- Seat Pivot: 360°



Colors



Orange
ORG

Turquoise
TUR

Green
GRN

Additional Information

- Fire safety: CA117
- Available in Orange, Turquoise and Green

Weight

SKU

Standalone price

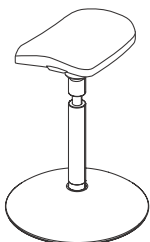
Bundle price

11 lb 10 oz

CHR459

\$89

\$79



Donut Stool

We designed the [Donut Stool](#) to let you lean, stretch, and shift while at your desk. The unique cushion shape includes a soft dip that can reduce pressure on your tailbone or glutes, reposition as needed. Soothe your back, boost your circulation, and protect against injuries that result from sedentary office work.

Features

- Stay active with the dynamic range of motion
- Breathable and textured mesh fabric
- Lightweight design for easy mobility

Specifications

[See complete spec sheet here](#)

- Seat Dimensions: 13.88" Diameter
- Base Dimensions: 15.16" Diameter
- Height Adjustment: 24.2" - 30.1" H
- Weight Capacity: 220 lb
- Seat Pivot: 360°

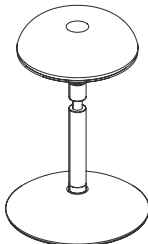
Colors



Red
RED

Gray
GRY



	Additional Information	Weight	SKU	Standalone price	Bundle price
	<ul style="list-style-type: none"> • Fire safety: CA117 • Available in Red and Gray 	CHR460	10 lb 12 oz	\$89	\$79

Motion Stool

Plush and supportive, the **Motion Stool** supports users in postures that offer more movement than traditional office chairs. The stool provides 10" of height adjustment and a convex base allows the stool to pivot a complete 360°. A treaded grip with a semi-soft elastomer on the base grips the floor for stability while a weighted base keeps the stool stable and upright throughout a full range of motion.

Features

- Easy-to-reach buttons deliver 10" of height adjustment
- Stable Base throughout full range of motion
- Circular seat cushion with waterfall edges
- 360° rotation
- Semi-soft elastomer on base grips floors

Specifications

[See complete spec sheet here](#)

- Seat Width: 13" W
- Height Adjustment: 23.5" - 33.5" H
- Weight Capacity: 300 lb
- Leg Pivot: 360°

**For users 5'2" and taller*


Colors



Black
BLK

Blue
BLU



	Additional Information	Weight	SKU	Standalone price	Bundle price
	<ul style="list-style-type: none"> • Fire safety: TB117-2013 compliant • Gas spring covered with silver epoxy powder coat finish • Black shell body is molded polypropylene • Available in Black and Blue 	20 lb 12 oz	CHR454	\$98	\$94

Kids Active Stool

Let kids wobble, fidget, and perch for a more dynamic seating experience with the [Kids Active Stool](#). Growing bodies need to stay active to learn and stay healthy. The convex and comfortable seating is made of rubber for a better grip while seated. The slip-resistant base is ideal for kids on the move.

Features


- Fixed height wobble stool for kids Pre-K to 5th grade
- Wiggle, fidget and perch for more dynamic seating
- Doubles as a side seat with height-adjustable desks


Specifications

[See complete spec sheet here](#)

- Seat Dimensions: 12" Diameter
- Base Dimensions: 11.2" Diameter
- Stool Height: 15" or 17"
- Weight Capacity: 250 lb

Colors



	Additional Information	Height	Weight	SKU	Price
	<ul style="list-style-type: none"> • Convex and comfy seat • No assembly required • Available in Blue 	15"	6 lb 6 oz	CHR461	\$61
		17"	6 lb 10 oz	CHR462	\$61

Ergonomic Kneeling Chair

The [Ergonomic Kneeling Chair](#) properly aligns your back, shoulders, and neck, and engages your core, so you stay healthy and comfortable. Enjoy lower back pain relief, improved circulation, and more energy with an active sitting solution that encourages proper posture and strengthens muscles. A kneeling position allows you to shift your weight to accommodate a variety of situations.

Features

- Thicker knee padding for stability and comfort
- Combats poor posture by keeping you from slumping
- Sit in a more upright position with an open hip angle

Specifications

[See complete spec sheet here](#)

- Seat Dimensions: 16" W x 12" D
- Kneepad Dimensions: 6" W x 10.25" D
- Weight Capacity: 200 lb

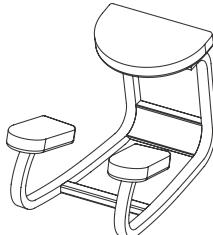
Colors



Gray
GRN

Blue
BLU



	Additional Information	Weight	SKU	Standalone price	Bundle price
	<ul style="list-style-type: none"> • Material: Bent birch wood frame, fabric cushions • Available in Gray and Blue 	10 lb 6 oz	CHR463	\$99	\$87



STORAGE



2-Drawer File Cabinet with Seat



Narrow 2-Drawer File Cabinet with Seat



3-Drawer File Cabinet

STR002

STR006

STR003



15 year warranty

15 year warranty

15 year warranty

15.75" W x 19.7" D x 19.75" H (w/ casters)

11.8" W x 19.7" D x 19.75" H (w/ casters)

15.75" W x 19.75" D x 24.5" H (w/ casters)

Weight capacity: 225 lb

Weight capacity: 225 lb

Weight capacity: 225 lb

√ Seat cushion included

√ Seat cushion included

X No seat cushion

Mobile with casters or stationary with optional leveling glides

Mobile with casters or stationary with optional leveling glides

Mobile with casters or stationary with optional leveling glides

√ Locking drawer

√ Locking drawer

√ Locking drawer

√ Soft close drawers

√ Soft close drawers

√ Soft close drawers

√ Pencil tray included

√ Pencil tray included

√ Pencil tray included

2-Drawer File Cabinet with Seat, Rolling

The [2-Drawer File Cabinet with Seat, Rolling](#) combines storage and seating to provide users a multi-functional mobile storage solution. A soft cushion on top makes it suitable for short-term seating while two locking drawers secure personal items, from paper to purses. The large bottom drawer holds letter and legal sized paper, and the soft-close top drawer comes with a removable accessory tray that helps organize smaller items.

Features


- Drawers lock for security
- Bottom drawer adapts to hold paper and folders
- Removable tray in top drawer organizes smaller items
- Adhesive padded seat cushion for comfortable sitting
- Top drawer comes with a soft-close function


Specifications

[See complete spec sheet here](#)

- Dimensions: 15.75" W x 19.7" D x 19.75" H (w/ casters)
- Weight Capacity: 225 lb

Colors



	Additional Information	Weight	SKU	Standalone price	Bundle price
	<ul style="list-style-type: none"> • Privacy Lock • Finish: Powder-coat paint • Material: Steel • Available in Black, Gray, White and Industrial 	40 lb 10 oz	STR002	\$279	\$269

Narrow 2-Drawer File Cabinet with Seat, Rolling

The [Narrow 2-Drawer File Cabinet with Seat, Rolling](#) adds more storage to compact spaces and lets users clean up clutter by organizing personal things within its two roomy locking drawers. This multi-functional seating/storage solution fits neatly underneath UPLIFT Desks to provide ample storage at sit-stand workstations. A smaller top drawer features a soft-close function and comes with removable accessory tray, and its spacious bottom drawer can be adapted with a hanging bar to hold letter and legal sized paper. The cabinet also comes with a removable anti-fatigue cushion with reusable adhesive for short-term seating.

Features


- Drawers lock for security
- Narrow design fits in compact spaces
- Bottom drawer adapts to hold paper and folders
- Removable tray in top drawer organizes smaller items
- Adhesive padded seat cushion for comfortable sitting
- Top drawer comes with a soft-close function


Specifications

[See complete spec sheet here](#)

- Dimensions: 11.8" W x 19.7" D x 19.75" H (w/ casters)
- Weight Capacity: 225 lb

Colors



	Additional Information	Weight	SKU	Standalone price	Bundle price
	<ul style="list-style-type: none"> • Privacy Lock • Finish: Powder-coat paint • Material: Steel • Available in Black, Gray, White and Industrial 	35 lb 8 oz	STR006	\$269	\$0

3-Drawer File Cabinet, Rolling

The mobile, secure [3-Drawer File Cabinet, Rolling](#) blends the best in storage and security to offer users a portable three drawer cabinet that locks. The bottom drawer holds letter and legal sized paper, while the top drawers are roomy enough for office odds and ends, from notepads to snacks. A soft-close function on the top drawer eliminates drawer slams, and the cabinet comes with a removable accessory tray that fits in the two top drawers. All drawers lock via a single lock and key.

Features


- Drawers lock for security
- Top two drawers hold a removable pencil tray
- Bottom drawer adapts to hold paper and folders
- Top drawer comes with a soft-close function


Specifications

[See complete spec sheet here](#)

- Dimensions: 15.75" W x 19.75" D x 24.5" H (w/ casters)

Colors



	Additional Information	Weight	SKU	Standalone price	Bundle price
	<ul style="list-style-type: none"> • Privacy Lock • Finish: Powder-coat paint • Material: Steel • Available in Black, Gray, White and Industrial 	51 lb	STR003	\$289	\$279

Mobile Storage Caddy

The [Mobile Storage Caddy](#) helps keep your desktop clean and organized by providing an easily accessible storage area for everyday items beneath or beside your desk. Store bags and other large items in the lower section and smaller personal items such as keys, phones, and drinks on the top shelf for quick access.

Features

- Arrives assembled
- Unidirectional casters
- Includes accessory hook

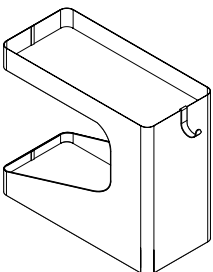
Specifications

[See complete spec sheet here](#)

- Material: Formed sheet metal with felt shelf pads
- Finish: Powder coat paint
- Weight Capacity: 20 lb upper shelf; 40 lb lower shelf (60 lb total)
- Shipping Dimensions: 25" W x 13.25" D x 14" H, 26 lb













Colors



	Additional Information	Weight	SKU	Standalone price	Bundle price
	<ul style="list-style-type: none"> • Material: Powder-coat paint • Available in Black, Gray, White and Industrial Style 	18.63 lb	STR027	\$149	\$139



DESK DRAWERS
+CUBBIES

					
Locking Under Desk Drawer with Shelf	Slim Under Desk Storage Drawer	Compact Desk Drawer	Bamboo Desk Drawer	Half Circle Desk Drawer	Small Half Circle Desk Drawer
STR001	STR008	STR031	STR018	STR007	STR005
					
15 year warranty	15 year warranty	15 year warranty	15 year warranty	15 year warranty	15 year warranty
Steel with neoprene shelf cover	Steel	Steel with felt drawer pad	100% Bamboo	Plastic	Plastic
Drawer dimensions: 13.5" W x 13.5" D x 7.5" H	Drawer dimensions: 17.2" W x 13.5" D x 2" H (4.3" H with brackets)	Drawer dimensions: 7.2" W x 10.4" D x 2.7" H	Drawer dimensions: 13.4" W x 9.9" D x 4.4" H	Drawer dimensions: 13.8" W x 8.4" D x 1.25" H	Drawer dimensions: 7.9" W x 7.5" D 1.2" H
Inner dimensions: 11.75" W x 11.75" D x 3" H	Inner dimensions: 15.5" W x 12.5" D x 1.5" H	Inner dimensions: 5.9" W x 10" D x 2" H	Inner dimensions: 11.9" W x 8.9" D x 2.9" H	N/A	N/A
Shelf dimensions: 13" W x 13" D x 3.75" H	Shelf dimensions: 17.2" W x 13.5" D x 2.3" H (with brackets only)	N/A	N/A	N/A	N/A
Min. desktop thickness: 0.75"	Min. desktop thickness: 0.75"	Min. desktop thickness: 0.75"	Min. desktop thickness: 0.75"	Min. desktop thickness: 0.75"	Min. desktop thickness: 0.75"
X No max desktop thickness	X No max desktop thickness	X No max desktop thickness	X No max desktop thickness	X No max desktop thickness	X No max desktop thickness
√ Locking drawer	√ Locking drawer	√ Locking drawer	X No locking drawer	X No locking drawer	X No locking drawer
√ Top shelf storage	√ Top shelf storage	X No top shelf storage	X No top shelf storage	X No top shelf storage	X No top shelf storage
Mounts to desktop	Mounts to desktop	Mounts to desktop	Mounts to desktop	Mounts to desktop	Mounts to desktop

Continued on next page



Hanging Storage
Cubby

Mobile Storage
Caddy

STR004

STR027



15 year warranty

15 year warranty

Sheet with felt
shelf pads

Sheet metal with
felt shelf pads

Drawer dimensions:
7.3" W x 14" D x 17.5" H

Drawer dimensions:
10" W x 19.2" H x 22" D

Inner dimensions:
7.1" W x 14" D x 13.6" H

Inner dimensions:
10" W x 14.8" H x 21.9" D

Shelf dimensions:
7.3" W x 12" D

Shelf dimensions:
9.9" W x 2.4" H x 21.9" D

X No min desktop
thickness

N/A

Max desktop
thickness: 1.75"

N/A

X No locking
drawer

X No locking
drawer

✓ Top shelf storage

✓ Top shelf storage

Hangs off edge
of desktop

Freestanding

Locking Under Desk Drawer with Shelf

The [Locking Under Desk Drawer with Shelf](#) blends security and storage for desks that are lacking adequate drawer space. Featuring a 12" by 12" drawer that locks and a 13" by 13" shelf on top for easy storage of flat items like laptops, the drawer is easy to install underneath desks for a quick way to increase storage space.

Features

- Sliding drawer locks for security
- Shelf above drawer holds items like tablets and laptops
- Guard stop near back of shelf ensures items don't fall

Specifications

[See complete spec sheet here](#)

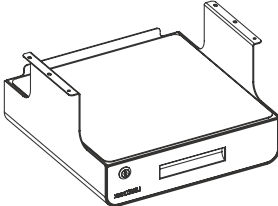
- Outer Drawer: 13.2" W x 13.6" D x 7.5" H
- Inner Drawer: 12" x 12"
- Shelf: 13" x 13"



*Desktops must be at least 1" thick

Colors



	Additional Information	Weight	SKU	Standalone price	Bundle price
	<ul style="list-style-type: none"> • Privacy Lock • Top Shelf • Available in Black, Gray, White and Industrial 	17 lb 14 oz	STR001	\$149	\$149

Slim Under Desk Storage Drawer

Users get close-by desk storage with the [Slim Under Desk Storage Drawer](#) mounted to the underside of their desks. The slim, yet spacious, drawer holds a variety of items, including laptops up to 15" wide, and locks for extra security. Optional add-on brackets should be used if working at a desk with a depth of 24" or less.

Features

- Sliding drawer locks for security
- Storage brackets included for optional upper shelf

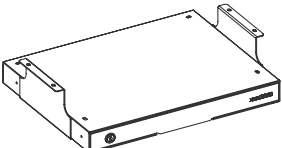
Specifications

[See complete spec sheet here](#)

- Dimensions w/o Brackets: 17.2" W x 13.5" D x 2" H
- Dimensions w/ Brackets 17.2" W x 13.5" D x 4.3" H

Colors



	Additional Information	Weight	SKU	Standalone price	Bundle price
	<ul style="list-style-type: none"> • Privacy Lock • Available in Black, Gray, White and Industrial 	12 lb 10 oz	STR008	\$149	\$139

Compact Desk Drawer

Whether you are adding the [Compact Desk Drawer](#) at the same time you are assembling your desk or adding it later, installation is quick and frustration free. The drawer attaches to the underside of your desktop with the provided four wood screws.

Features

- Compact, low-profile design fits neatly underneath your desktop
- Locking drawer keeps personal items safe and secure
- Cable access allows pass-through of charging cables for phones & other small devices

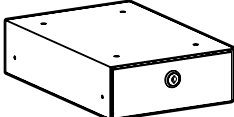
Specifications

[See complete spec sheet here](#)

- Dimensions: 7.2" W x 10.4" D x 2.7" H

Colors



	Additional Information	Weight	SKU	Standalone price	Bundle price
	<ul style="list-style-type: none"> • Privacy Lock • Available in Black, Gray, White and Industrial 	6.13 lb	STR031	\$69	\$59

Hanging Storage Cubby

Users have a ready-to-use storage option with the [Hanging Storage Cubby](#). The 7.3" wide x 17.5" tall x 14" deep storage compartment holds a variety of items at height adjustable workstations, including 3-ring binders, laptops, purses, and small briefcases. Made from steel, the top and bottom are softly padded to prevent scratches and the cubby slides securely onto desks up to 1.75" thick, no tools necessary.

Features

- Stores items at desks
- Easily moves
- No assembly

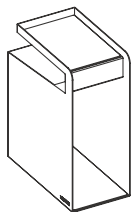

Specifications

[See complete spec sheet here](#)

- Overall: 7.3" W x 17.5" H x 14" D
- Storage: 7.1" W x 13.75" H x 14" D
- Weight Capacity: 50 lb

**For desktops up to 1.75" thick*

Colors



Additional Information

- Material: Steel
- No assembly required
- Available in Black, Gray and White

Weight

SKU

Standalone price

Bundle price

10.6 lb

STR004

\$109

\$109

Large Half Circle Desk Drawer

Minimalist and effective, the [Large Half Circle Desk Drawer](#) is an easy way to add storage space to desks. The swiveling drawer comes with two separated compartments and holds items ranging from pens to glasses. A central mounting design allows for 360° of rotation, so users can swivel the drawer open and closed smoothly and seamlessly.

Features

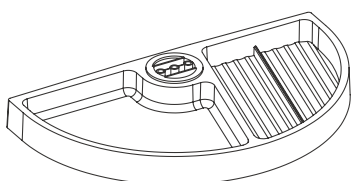

- Integral storage compartments offer space for pens, pencils, sticky notes, and other small items
- Low profile minimizes under-desk footprint and allows drawer to be hidden when not in use
- 360° of rotation allows for tray to be opened or closed by pushing on either side

Specifications

[See complete spec sheet here](#)

- Dimensions: 13.8" W x 8.4" D x 1.3" H
- Minimum Desk Thickness: 3/4" thick

Colors



Additional Information

- 360° rotation
- Available in Black, Gray and White

Weight

SKU

Standalone price

Bundle price

6 oz

STR007

\$49

\$29

Small Half Circle Desk Drawer

The low profile [Small Half Circle Desk Drawer](#) features a compact, yet effective, U-shaped compartment that holds small spare desktop items like notes, keys, and sunglasses.

The drawer mounts and swivels from a central point; this design allows users 360° of rotation for seamless opening and closing by simply pushing on either side.

Features


- Holds small to medium size items
- Low profile minimizes under-desk footprint and allows drawer to be hidden when not in use
- 360° of rotation allows for tray to be opened or closed by pushing on either side

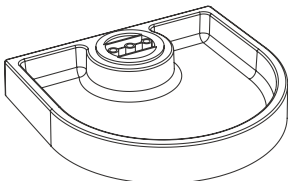
Specifications

[See complete spec sheet here](#)

- Dimensions: 7.9" W x 7.5" D x 1.2" H
- Minimum Desk Thickness: 3/4" thick

Colors



	Additional Information	Weight	SKU	Standalone price	Bundle price
	<ul style="list-style-type: none"> • 360° rotation • Low profile design • Available in Black, Gray and White 	4 oz	STR005	\$39	\$19

Bamboo Desk Drawer

The [Bamboo Desk Drawer](#), made of beautiful Moso bamboo, is sustainably sourced and designed with a natural finish. Store office supplies like laptops, notebooks, and pens for a tidy desk surface. The drawer's taller profile helps prevent it from hanging down or falling out when it's opened. This simple design gives extra support and keeps the drawer and its contents secure. Use the optional stop bar to prevent the drawer from pulling out.

The easy installation of the Bamboo Desk Drawer can be completed in minutes. Pair your bamboo drawer with a bamboo desktop, bamboo desk organizer set, and bamboo keyboard tray for a coordinated look – or contrast it with other desktop styles and materials.

Features

- Sustainably sourced
- Installs in minutes
- Beautiful, natural finish
- Great for laptops, notebooks, and pens

Specifications

[See complete spec sheet here](#)

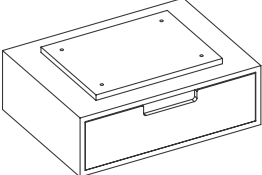
- Outer Dimensions: 9.9" D x 4.4" H x 13.4" W
- Inner Dimensions: 8.9" D x 2.9"H x 12.3" W
- Minimum Desk Thickness: 3/4" thick

Colors



Bamboo



	Additional Information	Weight	SKU	Standalone price	Bundle price
	<ul style="list-style-type: none"> • Easy installation • Made from Moso Bamboo 	5.5 lb	STR018	\$119	\$89



SPACE DIVISION

UPLIFT Power and Data Rail

The [UPLIFT Power and Data Rail](#) is comprised of customizable features you won't find on any other power rail solution, our patent-pending power and data rail is the most capable and flexible solution for open office environments.

Power all your devices in areas where access to outlets is limited, service up to 16 desks per power infeed, eliminate unsightly cable clutter on floors, organize electrical drops from ceilings (if you require them), and maintain consistent spacing between desks to keep your workspace attractive and organized.


As your office layout changes (and it always does), the Power and Data Rail can grow and transition right along with it. Its telescoping post height and rail width enable it to fit workspaces of various shapes and sizes.



Specifications

- 2 power covers with holes for Byrne receptacles
- 2 power covers with holes for Dekko receptacles
- 2 power covers with no holes for receptacles
- 2 data covers with no holes

Colors



A GUIDE TO THE UPLIFT Power and Data Rail



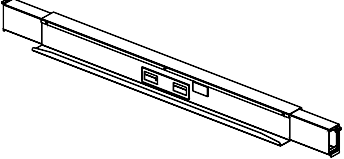
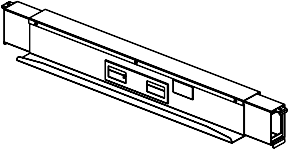
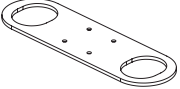
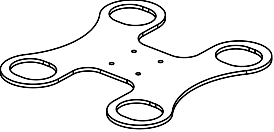

Frame Base SKU Color
PDC005-BLK

This example is for a black Power and Data Rail.

	Additional Information	SKU	Weight	Price
	<ul style="list-style-type: none"> • Finish: Powder-coat paint • Material: Steel • Available in Black, White, Gray, and Industrial Style 	PDC005-XXX	Varies	Varies

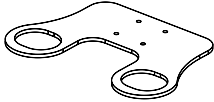

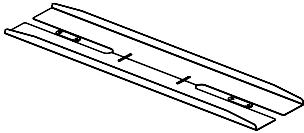


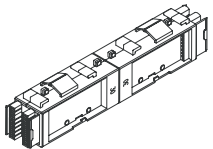
UPLIFT Power and Data Rail Components

Individual Parts and Accessories

Post - Square	SKU	Price
	PDC005-POST-SQ	\$49
Post - 120-Degree		
	PDC005-POST-120	\$79
Rail - Long		
	PDC005-RAIL-LNG	\$149
Rail - Short		
	PDC005-RAIL-SHT	\$99
Foot - Square Post, Double Row, End		
	PDC005-FOOT-DE	\$19
Foot - Square Post, Double Row, Center		
	PDC005-FOOT-DC	\$29
Foot - Square Post, Single Row, End		
	PDC005-FOOT-SE	\$19

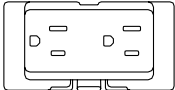
UPLIFT Power and Data Rail Components

Individual Parts and Accessories

Foot - Square Post, Single Row, Center	SKU	Price
	PDC005-FOOT-SC	\$24
<p data-bbox="87 619 256 646">Wire Tray - Long</p> 	PDC005-TRAY-LNG	\$39
<p data-bbox="87 850 259 877">Wire Tray - Short</p> 	PDC005-TRAY-SHT	\$29
<p data-bbox="87 1081 321 1108">Privacy Panel Brackets</p> 	PDC005-PRV	\$24
<p data-bbox="87 1312 207 1339">Power Pole</p> 	PDC005-PWR-PL	\$199
<p data-bbox="87 1627 376 1669">Electrical Components</p>		
<p data-bbox="87 1701 479 1732">Rail Junction Block - Byrne, Double, 3+1</p> 	PDC005-BYR-BLOCK	\$49

UPLIFT Power and Data Rail Components

Individual Parts and Accessories

Rail Receptacle - Byrne, Duplex, 3+1, 15A, Circuits 1-4	Sides	Desk Range	Width	SKU	Price
				PDC005-BYR-DPLX-15A-C1	\$9
				PDC005-BYR-DPLX-15A-C2	\$9
				PDC005-BYR-DPLX-15A-C3	\$9
				PDC005-BYR-DPLX-15A-C4	\$9

UPLIFT Power and Data Rail Jumper - Byrne, 3+1



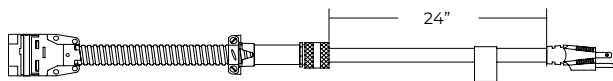
42" to 42"	36"	PDC005-BYR-JMPR-36	\$49
48" to 48"	42"	PDC005-BYR-JMPR-42	\$54
60" to 60"	54"	PDC005-BYR-JMPR-54	\$59
72" to 72"	66"	PDC005-BYR-JMPR-66	\$74
120" to 120"	34"	PDC005-BYR-JMPR-34	\$49
120" to 60"	45"	PDC005-BYR-JMPR-45	\$54
120" to 72"	51"	PDC005-BYR-JMPR-51	\$59

UPLIFT Power and Data Rail Power Infeed - Byrne, Hardwire, Flex Conduit, 72"



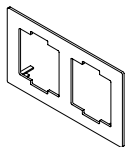
72"	PDC005-BYR-INFD-HDW-72	\$74
216"	PDC005-BYR-INFD-HDW-216	\$134

UPLIFT Power and Data Rail Power infeed - Byrne, Plug, 20A, 72", Straight



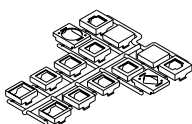
Straight	72"	PDC005-BYR-INFD-PLG-ST-72	\$99
Right	72"	PDC005-BYR-INFD-PLG-RT-72	\$99

UPLIFT Power and Data Rail Data Plate



PDC005-BYR-DATA-PLT-BLK	\$2
-------------------------	-----

UPLIFT Power and Data Rail Data Plate - Adapter Kit



PDC005-BYR-DATA-KIT-BLK	\$2
-------------------------	-----



ACOUSTICS

Acoustic Privacy Panel

Acoustic Privacy Panels absorb noise and distractions at work via dense polyester fiberboard panels that can be installed on nearly any height adjustable or fixed-height desk. Tackable panels come in multiple sizes, colors, and mounting options to suit all office decor and styles.

Features

- Absorbs office noise
- Provides extra privacy
- Can second as bulletin board
- Works with most desks


Specifications

[See complete spec sheet here](#)

- Height: Side Panel: 15.5"
Back Panel: 22"
- Width: Side Panel: 22"
Back Panel: 40", 52", 64", 72"
- Thickness: 0.6"
- Noise Reduction: 0.85
Coefficient (NRC):
- Fire Rating: Euro Class B and ASTM E84-08





Colors

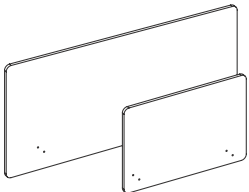


A GUIDE TO THE Acoustic Privacy Panel SKU

SKU Size Color
ACC021-72x22-DKG

This example is for a 72x22" Dark Gray Acoustic Privacy Panel.


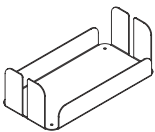
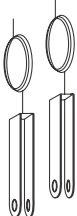
Side Panel	Additional Information	Width	Height	Weight	SKU	Standalone price	Bundle price
		22"	15.5"	1.6 lb	ACC021-22x15.5	\$79	\$59
Back Panel							
		40"	22"	3.2 lb	ACC021-40x22	\$119	\$99
		52"	22"	4.2 lb	ACC021-52x22	\$129	\$109
		64"	22"	5.2 lb	ACC021-64x22	\$139	\$119
		72"	22"	5.8 lb	ACC021-72x22	\$149	\$129



- Blocks noise at work
- Lightweight
- Clamp-on installation
- Available in Dark Gray, Light Gray, Lagoon Blue, Green, and Brown

Acoustic Privacy Panel Options & Accessories

Options Sold Separately

Acoustic Privacy Panel Mounting Hardware	Dimensions	Material	Weight	SKU	Price
 <ul style="list-style-type: none"> Includes 2 clamp brackets and 2 support brackets Reusable hardware can easily be adjusted or reinstalled Available in Black, Gray, White and Industrial Style 		Steel	1.13 lb	ACC040	\$39
					*Fits on desktops up to 1.75" thick. *Weight per bracket.
Desktop Acoustic Privacy Panel Holder  <ul style="list-style-type: none"> Holds acoustic privacy panels without mounting Includes storage space on both sides of holder Available in Black, Gray, White and Industrial 	12" L x 6" w x 4" H	Steel	3 lb 10 oz	ACC026	\$39
Acoustic Panel Ceiling Hanging Kit  <ul style="list-style-type: none"> Includes 2 brackets that attach to panels Hang panels from your ceiling at different lengths 		Unpainted Stainless Steel	8 oz	ACU001	\$49
					*Only for use with ACU021.

3D Wave Acoustic Wall Panel

3D Wave Acoustic Wall Panels allow individuals and businesses to build a sound-sheltered space that improves concentration at work. The thin, yet effective, panels can be installed on almost any flat wall and features a Noise Reduction Coefficient of .8, so 80% of noise that comes into contact with panels is absorbed. Made out of Polyester fiberboard, a single panel or multiple panels can be installed to dampen office noise. Lagoon Blue, Dark Gray, and Red Rock color options available.

Features

- Reduces ambient noise
- Adds texture to blank walls
- Wide range of patterns possible

Specifications

[See complete spec sheet here](#)

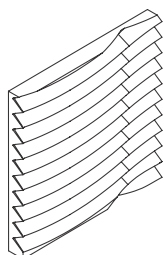
- Dimensions: 23.75" W x 23.75" H x 2.75" D
- Thickness: 4.5 mm
- Material: Pressed Polyester Fiberboard
- Noise Reduction Coefficient (NRC): 0.8
- Fire Rating: Euro Class B and ASTM E84-08



Colors



Lagoon Blue BLU Dark Gray DKG Red Rock RRK



Additional Information

- Made from 50% recycled plastic bottles
- Permanent and temporary installation
- Available in Lagoon Blue, Dark Gray and Red Rock

Weight

2 lb

SKU

KIT-ACC028-XXX-ACC057

Price

\$39

3D Cubes Acoustic Wall Panel

The 3D cube design on the [3D Cubes Acoustic Wall Panels](#) creates more surface area for sound to be absorbed and enhances the look of plain walls. Sound-dampening panels lower ambient noise levels in office spaces and provide decoration for walls. Each 2' x 2' panel has a 0.80 noise reduction coefficient (NRC) —which means that 80% of the sound energy that hits the panel will be absorbed.

Our panels are made from 50% recycled plastic bottles, reducing their environmental impact, and reusing resources wisely.

Features

- Add texture to walls
- Add color to your workspace decor
- Absorb up to 80% of ambient sound

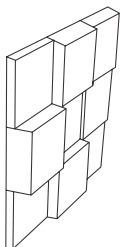
Specifications

- Dimensions: 23.7" W x 23.7" H x 3.13" D
- Material Thickness: 4.5 mm
- Material: Pressed Polyester Fiberboard
- Noise Reduction Coefficient (NRC): 0.8
- Fire Rating: Euro Class B and ASTM E84-08

Colors



Plum
PLM



Additional Information

- 3D-cube design
- ASTM E84-08 tested with a Euro Class B fire rating
- Simple installation
- Available in Plum

Weight

2 lb 6 oz

SKU

KIT-ACU006-PLM-ACC057

Price

\$39

3D Pebbles Acoustic Wall Panel

Lower the overall noise level in your office while adding aesthetic appeal to your walls with the [3D Pebbles Acoustic Wall Panel](#). Improve sound dampening capabilities by increasing the acoustic square footage of your wall while bringing flat surfaces to life. Each panel is effective at eliminating sound reflection, boasting an 80% absorption rate (NRC 0.80). Add as many panels as will fit on your wall to create a modular noise solution for small and large wall surfaces.



Features

- Add aesthetic appeal to walls
- Add texture to your workspace decor
- Absorb up to 80% of ambient sound

Specifications

- Dimensions: 23.75" W x 23.75" H x 2.88" D
- Thickness: 4.5 mm thick
- Material: Pressed Polyester Fiberboard
- Noise Reduction Coefficient (NRC): 0.8
- Fire Rating: Euro Class B and ASTM E84-08

Colors



Dark Gray
DKG

Additional Information

- Lower overall noise level
- 3D pebble-like texture
- Modular
- Available in Dark Gray

Weight

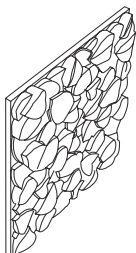
2 lb

SKU

KIT-ACU004-DKG-ACC057

Price

\$39



3D Cellular Acoustic Wall Panel

Absorb office noise and make it easier for employees to concentrate, while adding unique design textures to your walls with the [3D Cellular Acoustic Wall Panel](#). The textured surface absorbs more sound than most flat panels due to their increased surface area. Convert entire walls into decorative, sound-dampening surfaces. Engineered to an NRC (noise reduction coefficient) rating of 0.8, these panels absorb 80% of sound that reaches them.

Our panels are made from 50% recycled post-consumer material such as plastic bottles, giving you an eco-friendly acoustic solution.

Features

- Attach panels to the wall for improved room acoustics
- Add color to your workspace decor
- Absorb up to 80% of ambient sound


Specifications

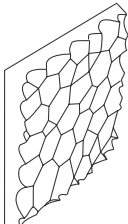
- Dimensions: 23.75" W x 23.75" H x 3" D
- Thickness: 4.5 mm thick
- Material: Pressed Polyester Fiberboard
- Noise Reduction Coefficient (NRC): 0.8
- Fire Rating: Euro Class B and ASTM E84-08

Colors



Lagoon Blue BLU White WHT



	Additional Information	Weight	SKU	Price
	<ul style="list-style-type: none"> • Absorb office noise • Made from 50% recycled post-consumer material • Easy installation • Available in Lagoon Blue and White 	1 lb 10 oz	KIT-ACU003-XXX-ACC057	\$39

3D Tube Acoustic Wall Panel

3D Tube Acoustic Wall Panels allow businesses and individuals to create a sound-sheltered room that improves focus at work. The dense, yet thin, panels are easily installed on flat walls and feature a Noise Reduction Coefficient of .8, so 80% of noise that comes into contact with the panels is absorbed.

Made out of Polyester fiberboard, a single panel or multiple panels can be installed to provide users a space that reduces outside noise while adding visual interest. White and Dark Gray color options available.

Features

- Reduces ambient noise
- Adds texture to blank walls
- Wide range of patterns possible

Specifications

[See complete spec sheet here](#)

- Dimensions: 19.75" W x 19.75" H x 2.5" D
- Thickness: 2.5 mm thick
- Material: Pressed Polyester Fiberboard
- Noise Reduction Coefficient (NRC): 0.8
- Fire Rating: Euro Class B and ASTM E84-08


Colors



Dark Gray
DKG

White
WHT



	Additional Information	Weight	SKU	Price
	<ul style="list-style-type: none"> • Made from 50% recycled plastic bottles • Easy installation • Dense, yet thin design • Available in Dark Gray and White 	1 lb	KIT-ACC027-XXX-ACC057	\$39

Rectangular Acoustic Wall Panel

The [Rectangular Acoustic Wall Panels](#) allow you to decrease noise levels while adding subtle aesthetic interest to your walls. Our acoustic panels are lightweight, mount to walls easily, and ecologically sound. Increase focus in open areas by reducing the amount of distraction caused by the sound of coworkers.


Features

- Attach to the wall for texture and acoustics
- can be used and matched with your existing UPLIFT Desk panels and room dividers
- Absorb up to 86% of ambient sound

Specifications

- Height: 22"
- Width: 15.5", 40", 52", 64", 72"
- Thickness: 0.475" (12 mm)
- Material: Pressed Polyester Fiberboard
- Noise Reduction Coefficient (NRC): 0.8
- Fire Rating: Euro Class B and ASTM E84-08

Colors



A GUIDE TO THE Rectangular Acoustic Wall Panel SKU



This example is for a 64x22 Dark Gray Rectangular Acoustic Wall Panel.

	Additional Information	Width	Height	Weight	SKU	Price
	<ul style="list-style-type: none"> • These dual-purpose panels also serve as bulletin boards • Available in Dark Gray, Light Gray, Lagoon Blue, Green, and Brown 	22"	15.5"	1.6 lb	KIT-ACU021-WALL-22x15.5	\$69
		40"	22"	3.2 lb	KIT-ACU021-WALL-40x22	\$109
		52"	22"	4.2 lb	KIT-ACU021-WALL-52x22	\$119
		64"	22"	5.2 lb	KIT-ACU021-WALL-64x22	\$129
		72"	22"	5.8 lb	KIT-ACU021-WALL-72x22	\$139

Acoustic Phone Booth

Is a space with too much background noise optimal for phone calls? In short, the answer is no. However, the [Acoustic Phone Booth](#) may be the right solution for your office. Privacy is another benefit of the Acoustic Phone Booth by UPLIFT Desk. This sound-absorbing and the echo-eliminating enclosure offers up to 86% of noise reduction. The booth includes a small shelf inside for a notepad or a cup of coffee.

Features

- Create a private space for calls
- Add color to your workspace decor
- Absorb up to 86% of ambient sound

Specifications

[See complete spec sheet here](#)

- Dimensions: 33.75" W x 35.5" H x 27.9" D
- Panel Thickness: 0.75"
- Material: Pressed Polyester Fiberboard
- Noise Reduction Coefficient (NRC): 0.86
- Fire Rating: Euro Class B

Colors

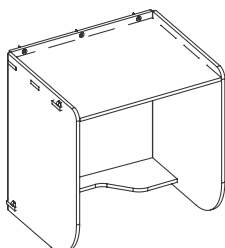


Gray/Green GRYGRN Charcoal/Gray CHRGRY



Additional Information

Weight SKU Price




- Includes drywall anchors and hardware
- Available in Gray/Green, and Charcoal/Gray

18 lb 2 oz ACU011 \$399

Circular Acoustic Wall Panel

Lower the noise levels in your workspace by adding functional design elements to your walls. The [Circular Acoustic Wall Panels](#) are 1"-thick, sturdy, yet lightweight, and made of eco-conscious polyester fiberboard, which comes from 50% recycled material. Our panels are made to reduce noise effectively by absorbing 40% of all sound they come into contact with when flush-mounted against the wall. Leave an air gap by mounting panels to the wall with a spacer to increase this absorption up to 86%.

The panels come in 2' and 4' diameters so that you can put together the best arrangement for your space. Mounting the panels is quick and easy, and there are multiple options such as nails or Loctite® Construction Adhesive. For an additional level of functionality, panels can also be used as bulletin boards. Pin notes and reminders to the panels while dampening office noise.



Large Panel

Small Panel

Features

- Add texture to walls
- Add color to your workspace decor
- Absorb up to 86% of ambient sound

Specifications

- Dimensions: Small: 23.5" Diameter
Large: 47.5" Diameter
- Panel Thickness: 0.95" (24 mm)
- Material: Pressed Polyester Fiberboard
- Noise Reduction Coefficient (NRC): 0.4 (with no air gap)
0.86 (with air gap)
- Fire Rating: Euro Class B and ASTM E84-08

Colors



Lagoon Blue
BLU


White
WHT

Additional Information

- Reduce echo
- Comes in 2' and 4' diameters
- Mounting is quick and easy
- Available in Lagoon Blue and White

Size	Weight	SKU	Price
------	--------	-----	-------

Small	3 lb	KIT-ACU009-WALL-SML	\$119
Large	13 lb 2 oz	KIT-ACU009-WALL-LRG	\$219



3D Fan Acoustic Wall Panel

Add a dual-purpose design element to your office with the [3D Fan Acoustic Wall Panel](#). The circular panel's fan shape provides a colorful, 3D acoustic wall treatment, decreasing noise and echos while increasing aesthetic wall interest. The fan ridges gather and deflect noise and vibrations by providing more sound-absorbing surface area compared to most flat panels.

These panels are rated to absorb 80% of all the sound that reaches them (NRC 0.8). Mitigating workday phone call volume, conversations, and keyboard clacking result in a quieter work environment ideal for concentration. If you're looking for an eco-friendly option, these are perfect for you. The 3D Fan Acoustic Wall Panels are made from polyester fiberboard, which includes 50% recycled plastic bottles.


Features

- Add texture to walls
- Add color to your workspace decor
- Absorb up to 80% of ambient sound

Specifications

- Dimensions: 35.5" Diameter
- Thickness: 1"
- Material: Pressed Polyester Fiberboard
- Noise Reduction Coefficient (NRC): 0.8
- Fire Rating: Euro Class B and ASTM E84-08

Colors

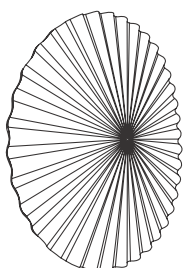


Additional Information

Weight

SKU

Price



- Dual-purpose design
- Quick and easy installation
- Made from 50% recycled plastic bottles
- Available in Red Rock and Light Gray

2 lb 4 oz KIT-ACU017-ACU008-LRG \$189

Rectangular Acoustic Ceiling Cloud

Decrease sound in the office with the [Rectangular Acoustic Ceiling Cloud](#). Hang from the ceiling in clusters to form creative configurations and acoustic centerpieces. The panels absorb noise on all six sides. More than 86% of sound entering the panels gets absorbed. Installation is simple. Hang them at your desired length.


Features

- Hang from the ceiling for a unique design
- Available in Dark Gray, Light Gray, Lagoon Blue, Green and Brown
- Absorb up to 86% of ambient sound

Specifications

- Length: 22"
- Width: 22"
- Panel Thickness: 1.2" (30mm)
- Material: Pressed Polyester Fiberboard
- Noise Reduction Coefficient (NRC): > 0.86
- Fire Rating: Euro Class B and ASTM E84-08

Colors



A GUIDE TO THE Rectangular Acoustic Ceiling Cloud SKU



This example is for a 64x22 Dark Gray Rectangular Acoustic Ceiling Cloud.

Additional Information	Width	Depth	Weight	SKU	Price
<ul style="list-style-type: none"> • Fire rating: Euro Class B and ASTM E84-08 Class A • Available in Dark Gray, Light Gray, Lagoon Blue, Green, and Brown 	22"	15.5"	3.2 lb	KIT-ACU021-CLOUD-22x15.5	\$79
	22"	40"	6.4 lb	KIT-ACU021-CLOUD-40x22	\$119
	22"	52"	8.4 lb	KIT-ACU021-CLOUD-52x22	\$129
	22"	64"	10.4 lb	KIT-ACU021-CLOUD-64x22	\$139
	22"	72"	11.6 lb	KIT-ACU021-CLOUD-72x22	\$149

3D Acoustic Ceiling Waffle Cloud, Large

The [3D Acoustic Ceiling Waffle Cloud](#) reduces ambient noise in users' work areas via dense sound-absorbing Polyester fiberboard panels. Once assembled, the cloud works to reduce sound while adding interesting visual detail to bland office spaces. The cloud hangs from the ceiling to deliver a beautiful centerpiece that is as functional as it is eye-catching. Available in lagoon blue and dark gray color options.



Features

- Reduces ambient noise
- Adds visually stimulating decor to any space

Specifications

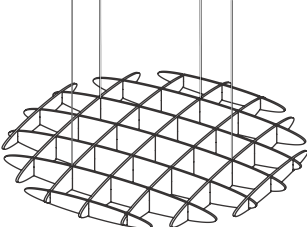
[See complete spec sheet here](#)

- Dimensions: 47.5" W x 47.5" D x 5.5" H
- Panel Thickness: 0.475" (12 mm)
- Material: Pressed Polyester Fiberboard
- Noise Reduction Coefficient (NRC): 0.8
- Fire Rating: Euro Class B and ASTM E84-08

Colors



Lagoon Blue BLU Dark Gray DKG

	Additional Information	Weight	SKU	Price
	<ul style="list-style-type: none"> • Material: Polyester Fiberboard • Available in Lagoon Blue and Dark Gray 	5 lb	ACC032-LRG-XXX	\$249

Circular Acoustic Ceiling Cloud

The [Circular Acoustic Ceiling Cloud](#) provides sound absorption and eliminates echo in open-space environments. Add a unique design element to your space with circular sound panels that hang from the ceiling. They absorb sound on all sides, for increased effectiveness. Sound panels have an NRC of 0.86 or higher, which means they absorb 86% of the sound that comes into contact with them. Installation is quick and easy.

Panels hang from steel aircraft cables attached to adjustable clips so that you can alter their height. Tailor your panel configuration for your design and sound-reduction needs.


Features

- Hang from the ceiling for a unique design
- Add color to your workspace decor
- Absorb up to 86% of ambient sound

Specifications

- Dimensions: Small: 23.5" Diameter
Large: 47.5" Diameter
- Panel Thickness: 0.95" (24 mm)
- Material: Pressed Polyester Fiberboard
- Noise Reduction Coefficient (NRC): > 0.86
- Fire Rating: Euro Class B and ASTM E84-08

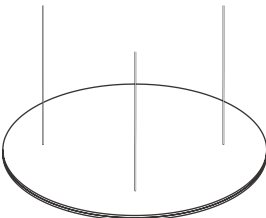
Colors



Lagoon Blue
BLU

White
WHT



	Additional Information	Size	Weight	SKU	Price
	<ul style="list-style-type: none"> • Easy installation • Provides sound absorption • Available in Lagoon Blue and White 	Small	3 lb	KIT-ACU009-CLOUD-SML-BLU	\$119
		Small	3 lb	KIT-ACU009-CLOUD-SML-WHT	\$119
		Large	13 lb 2 oz	KIT-ACU009-CLOUD-LRG-BLU	\$219
		Large	13 lb 2 oz	KIT-ACU009-CLOUD-LRG-WHT	\$219

Acoustic Panel Hanging Kit with Panel and Hardware

Decrease sound in the office with the [Acoustic Panel Hanging Kit with Panel and Hardware](#). The panels absorb noise on all six sides. More than 86% of sound entering the panels gets absorbed. Improve the aesthetics of your workplace with a visually appealing design. Installation is simple. Hang them at your desired length.

Features

- Hang from the ceiling for a unique design
- Available in Dark Gray, Light Gray, Lagoon Blue, Green and Brown
- Absorb up to 86% of ambient sound

Specifications


- Length: 22"
- Width: 22"
- Panel Thickness: 1.2" (30mm)
- Material: Pressed Polyester Fiberboard
- Noise Reduction Coefficient (NRC): > 0.86
- Fire Rating: Euro Class B and ASTM E84-08



Colors



Dark Gray DKG Light Gray LTG Lagoon Blue BLU Green GRN Brown BRN

	Additional Information	Width	Depth	Weight	SKU	Price
	• Customizable	22"	15.5"	3.2 lb	KIT-ACU001-ACU021-22x15.5-XXX	\$79
	• Polyester fiberboard and contain 50% recycled water bottles	22"	40"	6.4 lb	KIT-ACU001-ACU021-40x22-XXX	\$119
		22"	52"	8.4 lb	KIT-ACU001-ACU021-52x22-XXX	\$129
	• Capture 85% of the sound waves	22"	64"	10.4 lb	KIT-ACU001-ACU021-64x22-XXX	\$139
		22"	72"	11.6 lb	KIT-ACU001-ACU021-72x22-XXX	\$149
	• Available in Dark Gray, Light Gray, Lagoon Blue, Green, and Brown					

OneWall Mobile Acoustic Office Partition

Add privacy while reducing noise with this 6' tall acoustic [OneWall Acoustic Office Mobile Partition](#). Wall can change sizes as your needs change thanks to the expandable, telescoping frame.

Gain more privacy and sense of ownership in select areas while you improve the soundscape. 86% of sound that hits our panels is absorbed and doesn't reflect back into the workspace.

Features


- Use multiple units side-by-side to create your own layout
- Available in Dark Gray, Light Gray, Lagoon Blue, Green and Brown
- Absorb up to 86% of ambient sound

Specifications

[See complete spec sheet here](#)

- Compatible Panel Sizes: 40", 52", 64", 72"
- Wall Height w/ Casters: 6' H
- Width: 40", 52", 64", 72"
- Panel Thickness: 0.6"
- Noise Reduction Coefficient (NRC): > 0.86
- Material: Pressed Polyester Fiberboard
- Fire Rating: Euro Class B and ASTM E84-08

Colors



A GUIDE TO THE OneWall Mobile Acoustic Office Partition SKU



	Additional Information	Width	Height	Weight	Panel SKU	Price
	• Customizable	40"	6'	20.7 lb	ACU013-MOBILE-40X22-XXX	\$389
	• Coordinates with our OneWall and existing line of acoustic panels	52"	6'	23.75 lb	ACU013-MOBILE-52X22-XXX	\$429
	• Dampen sound in open areas	64"	6'	26.73 lb	ACU013-MOBILE-64X22-XXX	\$469
	• Available in Dark Gray, Light Gray, Lagoon Blue, Green, and Brown	72"	6'	28.53 lb	ACU013-MOBILE-72X22-XXX	\$499

OneWall Cubicle Acoustic Office Partition

Configure your space into layouts that best fit the flow of your room, business, and/or employees with the [OneWall Cubicle Acoustic Office Partition](#). The telescoping frame allows flexibility as your needs change. Dampen sound in open areas while adding privacy to create a sense of ownership in functional workspaces and it's customizable, so you can design and redesign your space as your needs change.

Features


- Create private spaces to block sound and distractions
- Available in Dark Gray, Light Gray, Lagoon Blue, Green and Brown
- Absorb up to 86% of ambient sound

Specifications


[See complete spec sheet here](#)

- Compatible Panel Sizes: 40", 52", 64", 72"
- Height (w/ hardware): 0.75", 52.75", 64.75", 72.75" W
- Width: 65.5" (each corner at 20°)
- Panel Thickness: 0.6"
- Noise Reduction Coefficient (NRC): > 0.86
- Material: Pressed Polyester Fiberboard
- Fire Rating: Euro Class B and ASTM E84-08

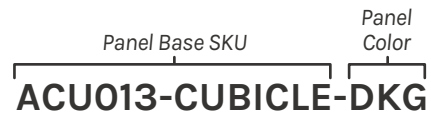
Colors



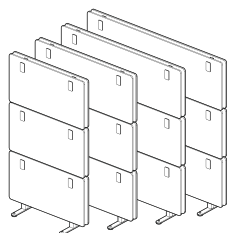
Dark Gray DKG Light Gray LTG Lagoon Blue BLU Green GRN Brown BRN



A GUIDE TO THE OneWall Cubicle Acoustic Office Partition SKU









Additional Information



- Customizable
- Coordinates with our OneWall and existing line of acoustic panels
- Dampen sound in open areas
- Available in Dark Gray, Light Gray, Lagoon Blue, Green, and Brown

OneWall Cubicle Acoustic Office Partition Configurations

Configuration 1 - Six Cubicle Workstations	Cubicle Width	Cubicle Height	Weight	Panel SKU	Price
	72"	52"	20.7 lb	ACU013-CUBICLE-XXX	\$4795
Configuration 2 - Six Cubicle Workstations					
	72"	72"	23.75 lb	ACU013-CUBICLE-XXX	\$5435
Configuration 3 - Four Cubicle Workstations					
	104"	72"	26.73 lb	ACU013-CUBICLE-XXX	\$5975
Configuration 4 - Six Cubicle Workstations					
	208"	72"	28.53 lb	ACU013-CUBICLE-XXX	\$8393
Configuration 5 - Six Cubicle Workstations					
	92"	92"	26.73 lb	ACU013-CUBICLE-XXX	\$8713
Configuration 6 - Six Cubicle Workstations					
	92"	80"	28.53 lb	ACU013-CUBICLE-XXX	\$9851



UPLIFT DESK[®]

upliftdesk.com | 800-349-3839